



TEXTURE SPRAYERS

Graco's Complete Line of
Professional Texture Sprayers



PROVEN QUALITY. LEADING TECHNOLOGY.



THE MOST COMPLETE AND HIGHEST PERFORMING TEXTURE SPRAYER LINE

Experienced contractors know the difference. Graco professional texture sprayers are recognized as solid investments that perform reliably, year after year. Regardless of your texture application — decorative or smooth finishes, exterior or interior — Graco has a complete solution for you.

TRUST YOUR BUSINESS AND REPUTATION TO GRACO

Graco is committed to providing the highest quality texture airless sprayers available, backed by the industry's best warranty.

AMERICAN BUILT QUALITY SINCE 1926

100% factory-tested and field-proven Graco professional texture sprayers are designed, manufactured, and assembled in the USA with global components.

INDUSTRY-LEADING WARRANTY

Behind every Graco sprayer is the industry's strongest warranty. You may never use Graco's warranty — but if you do, we will be there.



GRACO-ONLY SOLUTIONS THAT KEEP YOU SPRAYING



PATENT PENDING

STREAMLINE YOUR BUSINESS WITH BLUELINK™ SYSTEM

- Track every sprayer — exact location and hourly productivity
- Know job progress — ensure you're on time with needed materials
- Maximize uptime — set maintenance schedules, alerts, and jobsite notes

MAXFlo™ 2

PATENT PENDING

TRUE PACK-OUT PROTECTION

- Self-cleaning Vibra-Seal™ Technology provides more productivity
- Optimized fluid passageways for the heaviest coatings



PATENTED

THE EASIEST MAINTENANCE

- ProConnect™ 2 — swap your pump in minutes with no tools
- Eliminates costly jobsite downtime
- QuikPak™ — repack your pump in minutes

RotoFlex™

GRACO EXCLUSIVE

INNOVATIVE ONE-PIECE PUMP

- Flow-through design delivers smooth material flow
- Unmatched durability and lowest cost of ownership
- Exclusive FlexChange™ no-tools replacement system



GRACO EXCLUSIVE

SMARTSTART™ SYSTEM

- Automatically start and stop the pump and compressor
- Soft-start eliminates material blasts to ensure a quality finish
- Reduces noise and vibration while extending pump and compressor life

WideTex™

PATENT PENDING

WIDETEX™

- Delivers wide fan-spray pattern to finish faster
- Delivers the most consistent pattern
- Eliminates fatigue associated with circular gun movement











GET THE INTERIOR AND EXTERIOR FINISH YOU WANT

With the widest selection of texture sprayers to choose from and a host of performance enhancing accessories, there is a TexSpray™ texture sprayer to help you complete your projects—no matter what finish you desire.



INTERIOR TEXTURE

EXTERIOR TEXTURE

								
	SIMULATED ACOUSTIC (POPCORN)	ORANGE PEEL, FINE SPLATTER	SPLATTER	KNOCKDOWN	SMOOTH, LEVEL 5, AND SKIM COAT	TEXTURED ACRYLICS AND ELASTOMERICS	EIFS AND SYNTHETIC STUCCO FINISH COATS	DECK COATINGS
COMMONLY USED MATERIALS	Ceiling Spray Textures Containing Polystyrene or Vermiculite Aggregate (Fine, Medium, Coarse)	All-Purpose Joint Compounds Lightweight Joint Compounds Wall and Ceiling Spray Textures	All-Purpose Joint Compounds Lightweight Joint Compounds Wall and Ceiling Spray Textures	All-Purpose Joint Compounds Lightweight Joint Compounds Wall and Ceiling Spray Textures	All-Purpose Joint Compounds Lightweight Joint Compounds Wall and Ceiling Spray Textures Skim Coat Materials Wall Surfacing Materials	Textured Acrylic Materials Textured Elastomeric Materials	Textured Acrylic Materials Used as the Final Coat in a Multilayered Wall System	Decorative and Anti-skid Deck Coatings
SPRAYER RECOMMENDATIONS	<ul style="list-style-type: none"> Gravity-Fed Hopper Gun FastFinish™ Hopper Gun RTX™ 1400si RTX 2500pi RTX 5500pi GTX 2000ex HTX™ 2030 10:1 President* T-MAX 6912 	<ul style="list-style-type: none"> Gravity-Fed Hopper Gun FastFinish Hopper Gun RTX 1400si RTX 2500pi RTX 5500pi GTX 2000ex T-MAX 6912 Mark IV™* Mark V™* Mark VII™* Mark X* 5900 HD* 7900 HD* HTX 2030 DutyMax GH 230di* DutyMax GH 300di* 	<ul style="list-style-type: none"> Gravity-Fed Hopper Gun FastFinish Hopper Gun RTX 1400si RTX 2500pi RTX 5500pi GTX 2000ex T-MAX 6912 Mark IV™* Mark V™* Mark VII™* Mark X* 5900 HD* 7900 HD* HTX 2030 DutyMax GH 230di* DutyMax GH 300di* 	<ul style="list-style-type: none"> Gravity-Fed Hopper Gun FastFinish Hopper Gun RTX 1400si RTX 2500pi RTX 5500pi GTX 2000ex T-MAX 6912 Mark IV™* Mark V™* Mark VII™* Mark X* 5900 HD* 7900 HD* HTX 2030 DutyMax GH 230di* DutyMax GH 300di* 	<ul style="list-style-type: none"> Mark IV Mark V Mark VII Mark X 5900 HD 7900 HD HTX 2030 DutyMax GH 230di* DutyMax GH 300di* T-MAX 6912 	<ul style="list-style-type: none"> Gravity-Fed Hopper Gun FastFinish Hopper Gun RTX 5500px GTX 2000ex HTX 2030 10:1 President T-MAX 6912 	<ul style="list-style-type: none"> Gravity-Fed Hopper Gun FastFinish Hopper Gun RTX 5500px GTX 2000ex HTX 2030 10:1 President T-MAX 6912 	<ul style="list-style-type: none"> Gravity-Fed Hopper Gun FastFinish Hopper Gun RTX 5500px GTX 2000ex T-MAX 6912
TEXTURE ACCESSORIES	<ul style="list-style-type: none"> WIDETEX KIT – 24S142 (RTX 1500, GTX 2000ex) SIPHON KIT – 248112 (GTX 2000ex) AIR LINE KIT – 248117 (GTX 2000ex) 	<ul style="list-style-type: none"> WIDETEX KIT – 24S142 (RTX 1500, GTX 2000ex) SIPHON KIT – 248112 (GTX 2000ex) AIR LINE KIT – 248117 (GTX 2000ex) AIR ATOMIZER KIT – 244223 (Mark HD, GMAX II HD, DutyMax HD) 95L HOPPER – 287987 (Mark HD, GMAX II HD, DutyMax HD, HTX2030) 210L SIPHON SET – 289669 (Mark X HD, GMAX II 7900 HD, DutyMax GH 230 HD, DutyMax GH 300 HD) 	<ul style="list-style-type: none"> WIDETEX KIT – 24S142 (RTX 1500, GTX 2000ex) SIPHON KIT – 248112 (GTX 2000ex) AIR LINE KIT – 248117 (GTX 2000ex) AIR ATOMIZER KIT – 244223 (Mark HD, GMAX II HD, DutyMax HD) 95L HOPPER – 287987 (Mark HD, GMAX II HD, DutyMax HD, HTX2030) 210L SIPHON SET – 289669 (Mark X HD, GMAX II 7900 HD, DutyMax GH 230 HD, DutyMax GH 300 HD) 	<ul style="list-style-type: none"> AIR ATOMIZER KIT – 244223 (Mark HD, GMAX II HD, DutyMax HD) 95L HOPPER – 287987 (Mark HD, GMAX II HD, DutyMax HD, HTX2030) 210L SIPHON SET – 289669 (Mark X HD, GMAX II 7900 HD, DutyMax GH 230 HD, DutyMax GH 300 HD) 	<ul style="list-style-type: none"> 95L HOPPER – 287987 (Mark HD, GMAX II HD, DutyMax HD, HTX2030) 210L SIPHON SET – 289669 (Mark X HD, GMAX II 7900 HD, DutyMax GH 230 HD, DutyMax GH 300 HD) HIGH PRESSURE PUMP KIT – 24B140 (HTX 2030) 	<ul style="list-style-type: none"> HARDENED WIDETEX KIT – 24S143 (RTX 1500, GTX 2000ex) EXTERNAL AIR KIT – 287328 (RTX 5500px) 	<ul style="list-style-type: none"> HARDENED WIDETEX KIT – 24S143 (RTX 1500, GTX 2000ex) EXTERNAL AIR KIT – 287328 (RTX 5500px) 	<ul style="list-style-type: none"> HARDENED WIDETEX KIT – 24S143 (RTX 1500, GTX 2000ex) EXTERNAL AIR KIT – 287328 (RTX 5500px)

*User-supplied air compressor and Air Atomizer Kit (Part # 244223) required for this application.

CHOOSE THE RIGHT SERIES OF TEXTURE SPRAYER

With a Graco air compressor built in, these air-assisted texture sprayers are complete “out-of-the-box” solutions that are built to make your work easier, faster, and more productive.

Only Graco is committed to professional texture contractors by offering the widest variety of texture solutions.

INTERIOR JOBS

STANDARD
INTERIOR SERIES



EVERYDAY RELIABILITY

Residential and Remodel Contractor

- Applying texture periodically
- Jobs are often smaller
- Need everyday reliability
- Don't need extra features

PRO/INTERIOR
SERIES



WORK SMARTER, FINISH MORE JOBS

Large Residential and Commercial Interior Contractor

- Applying texture every day
- Tackle medium to large projects
- Moving frequently from job to job
- Need time-saving features to get on to the next job

EXTERIOR JOBS

PRO/EXTERIOR
SERIES



FOR THE TOUGHEST JOBS

Large Commercial and Commercial Exterior Contractor

- Applying exterior texture finishes often
- Complete small, medium, and large jobs
- Need a powerful yet compact sprayer for a wide range of materials



STANDARD
INTERIOR SERIES

RTX 1400si

Material Flow
Air Flow
1.4 GPM (5.3)
6.1 CFM (.17)



PRO/INTERIOR
SERIES

RTX 2500Pi

2.5 GPM (9.5)
6.1 CFM (.17)



PRO/INTERIOR
SERIES

RTX 5500Pi

5.5 GPM (21)
9.1 CFM (.26)



PRO/EXTERIOR
SERIES

RTX 5500Px

5.5 GPM (21)
9.1 CFM (.26)

INTERIOR JOBS

EXTERIOR JOBS

PRODUCTIVITY

STANDARD
INTERIOR SERIES

RTX STANDARD INTERIOR SERIES EVERYDAY RELIABILITY

RTX Standard Interior Series sprayers are designed for the residential and repaint contractor that demands everyday reliability.



GET THE JOB DONE QUICKLY

Jobsite-Proven RotoFlex II Pump

- 5.3 lpm output
- Innovative braided pump tube for longest life

33% MORE AIR FOR DEMANDING FINISHES

High-Output 0.17cmm Air Compressor

- High-output, maintenance-free design
- Projects materials farther

IMPROVED POWER AND PERFORMANCE

220 V AC High-Output Electric Motor

- Optimized single-motor design operates air compressor and RotoFlex™ pump

IMPROVED HANDLING AND FLEXIBILITY

Skip-Bond Material/Air Hose

- Both hoses are permanently bonded together for easy handling

ELIMINATE COSTLY DOWNTIME

FlexChange Pump Section

- Swap your RotoFlex pump in seconds—no tools required

MAXIMUM CONTROL

Adjustable Material Flow Control

- Quickly adjust material flow up or down with easy-to-read gauge

COMFORTABLE SPRAYING

Lightweight Spray Gun

- Easy-to-use air and trigger adjustments in a durable, corrosion-resistant design

CONVENIENT STORAGE

Adjustable Material Flow Control

- Onboard toolbox



TEXSPRAY RTX STANDARD SERIES	PART #	GPM (LPM)
TexSpray RTX 1400si	17X738	1.4 (5.3)

RTX PRO INTERIOR SERIES

WORK SMARTER, FINISH MORE JOBS



Optimized texture systems perfect for contractors seeking time-saving features to increase productivity to get to the next jobsite faster.



RTX Pro Interior Series sprayers include:

- RotoFlex Pump
- High-Output Air Compressor
- FlexChange Pump Section



PLUS TRIGGER-ACTIVATED POWER SmartStart System

- Automatically start and stop the pump and compressor
- Soft-start eliminates material blasts to ensure a quality finish
- Reduces noise and vibration while extending pump and compressor life



TOTAL SPRAY CONTROL Heavy-Duty Aluminum Trigger Gun

- Select prime mode at the gun with Integrated Prime Selector
- Spray more material longer with durable aluminum design and oversized passages

MORE AIR FOR DEMANDING FINISHES

Twin-Cylinder Air Compressor (5000PI only)

- High-output, maintenance-free design runs at lower RPM for longest life

INCREASE PRODUCTIVITY BY OVER 20%

WideTex Tips and Adapter

- Spray uniform, repeatable patterns with less material and pressure adjustment

IMPROVED HANDLING AND FLEXIBILITY

Skip-Bond Material/Air Hose

- Both hoses are permanently bonded together for easy handling



RTX PRO EXTERIOR SERIES

TACKLE EXTERIOR JOBS OF ALL SIZES

Ideal for large residential and commercial contractors needing a compact yet powerful texture sprayer capable of handling a wide variety of materials, such as synthetic stuccos, deck coatings, and more.

RTX Pro Exterior Series sprayers include:

- Heavy-Duty Material/Air Hose
- Eternal Air Input
- Hardened WideTex Tips

PLUS TRIGGER-ACTIVATED POWER SmartStart System

- Automatically start and stop the pump and compressor
- Soft-start eliminates material blasts to ensure a quality finish
- Reduces noise and vibration while extending pump and compressor life

MORE AIR FOR DEMANDING FINISHES

- High-output, maintenance-free design runs at lower RPM for longest life

INCREASE PRODUCTIVITY BY OVER 20%

WideTex with Hardened Tips and Adapter

- Spray uniform, repeatable patterns with less material and pressure adjustment
- 2X harder than Standard WideTex tips!

ADDED AIR CAPABILITY

External Air Input

- Allows external air to be used for demanding finishes

TOTAL SPRAY CONTROL

Heavy-Duty Aluminum Trigger Gun

- Select prime mode at the gun with Integrated Prime Selector
- Spray more material longer with durable aluminum design and oversized passages

IMPROVED HANDLING AND FLEXIBILITY

Heavy-Duty Material/Air Hose

- Both hoses are permanently bonded together for easy handling



TEXSPRAY RTX PRO INTERIOR SERIES	PART #	GPM (LPM)
TexSpray RTX 2500PI	17V582	2.5 (9.5)
TexSpray RTX 5000PI	17H578	5.5 (21.0)

TEXSPRAY RTX PRO EXTERIOR SERIES	PART #	GPM (LPM)
TexSpray RTX 5500PX	17K680	5.5 (20.8)

HTX 2030 GAS MECHANICAL TEXTURE SPRAYER

SPRAY THE MOST DEMANDING MATERIALS

The HTX 2030 is specifically engineered to spray nearly everything — from exterior smooth and aggregate coatings, elastomerics, acrylic coatings, drywall mud finishes, as well as paints and primers, with the available high-pressure MaxLife® Endurance™ Pump.



TIME-SAVING PRODUCTION RATES

High-Output Texture Pump

- Pump aggregated materials up to 2.0 mm with extra large passages
- More uptime with no-tools hose connections at pump and gun
- Consistent, optimal performance with innovative foot valve soft seal



FULL-RANGE FLOW CONTROL

PowerFlo™ Control System

- Remotely stops and starts material flow right at the pump
- Smooth, controlled material flow prevents pack-out conditions
- Soft start eliminates material blast to ensure finish quality

REDUCED PACK-OUT CONDITIONS

StraightThru™ Fluid Path

- Easily spray more demanding and aggressive aggregate materials

APPLICATORS FOR EVERY JOB

FreeFlo™ Inline Gun

- Maximum flow from oversized, unobstructed fluid passages

Trigger Gun Applicator

- One-handed trigger shutoff prevents material oozing
- Ideal for spraying EIFS and synthetic stucco finish coats
- Consistent material coverage in either a round pattern or wide fan pattern

3 ft Pole Gun*


- Extended reach to minimize repositioning of lifts and ladders
- Spray in a wide fan pattern

FlexHead™ Pole Gun*

- Greater control in tight areas—on scaffolding and around architectural detail
- Spray in a wide fan pattern

TEXTURE APPLICATIONS

Interior and exterior texture finishes with aggregate size up to 2.0 mm



TEXSPRAY HTX GAS	PART #
TexSpray HTX 2030 Complete w/ FreeFlo Inline Gun	258740
TexSpray HTX 2030 Complete w/ Trigger Gun Applicator	278677
TexSpray HTX 2030 Complete Plus+ w/ FreeFlo Inline Gun	258741
TexSpray HTX 2030 Complete Plus+ w/ Trigger Gun Applicator	278678

*Sold separately.

AIR-POWERED TEXTURE SPRAYERS

HIGH-PERFORMANCE SOLUTIONS FOR HEAVY-DUTY JOBS

Powered by your external air compressor, these air-powered texture solutions get the job done fast — whether coating a large interior surface or applying an exterior aggregate finish on a large commercial job.



GTX 2000EX

A highly portable texture system for both smooth materials and those with fine aggregates, the GTX 2000EX is the ideal solution for drywall muds, deck coatings, and exterior aggregate acrylic and elastomeric finishes.

TEXSPRAY GTX	PART #	GPM (LPM)
TexSpray GTX 2000EX	257030	4.0 (15.1)

JOBSITE-PROVEN PERFORMANCE

Husky™ 1040 Double Diaphragm Pump

- Texture delivery rates to 15 lpm from durable, high-output 1-inch pump

DURABLE, USER-FRIENDLY SPRAYING

Air Spray Heavy-Duty Trigger Gun

- Pump heavy mud mixes and larger aggregate with oversized fluid passages
- Quick nozzle changes with extra-coarse gun head threads

LONGER SPRAY TIME

Largest 65L Capacity Hopper

- Easy cleanup and removal with no tools

COMPLETE CONTROL

Separate Pump/Gun Air Controls

- Produce precise, consistent, and repeatable texture finishes

IMPROVED HANDLING AND FLEXIBILITY

Skip-Bond Material/Air Hose

- Both hoses are permanently bonded together for easy handling
- Oversized grip with no-tools hose connection

MOISTURE BUILDUP ELIMINATED

Onboard Air Filtration

- Automatically filters air to keep your sprayer running at optimal performance

EASY SETUP AND OPERATION

EvenFlow® Valve

- Smooth, even material flow with air regulators and pressure gauges

CONSISTENT FINISH QUALITY

Relax-A-Valve (Carbon Steel Model Only)

- Eliminates the material blast and ensures a soft start with easy trigger pull

TIME-SAVING PRODUCTION RATIOS

High-Output Piston Pump

- Submerged foot valve ensures the pump is preloaded with material
- Texture delivery rates to 3.0 gpm (11 lpm) at 1000 psi (69 bar)
- Available in both carbon steel and stainless steel

MAINTENANCE-FREE DESIGN

Heavy-Duty Graco Air Motor

- Proven air motor delivers years of reliable, dependable operation

EASY DRUM MOUNTING

Convenient Drum Mount Setup

- Save space in your truck or on the job by mounting directly to material containers
- Use in open or closed head drums (carbon steel units)



PRESIDENT 10:1

The President 10:1 is the ideal solution when you need to pump from a drum. This proven sprayer is ideal for smooth to heavily aggregated materials containing silica sand, perlite, vermiculite, or polystyrene.

PRESIDENT 10:1	PART #	GPM (LPM)
President 10:1 Carbon Steel Complete*	225886	3.0 (11.4)
President 10:1 Carbon Steel Complete*	225877	3.0 (11.4)
President 10:1 SST Complete*	987429	3.0 (11.4)
President 10:1 SST Bare*	954088	3.0 (11.4)

THE EASIEST WAY TO SPRAY TEXTURE

This easy-to-use texture sprayer is perfect for both interior and exterior applications — delivering the capability and performance other sprayers can't match.



SUPERIOR VERSATILITY FOR TEXTURE APPLICATIONS AND MATERIALS

- Airless: Easily apply skim coats without a compressor
- Air-Assisted: Spray decorative finishes and heavy aggregates up to 2 mm*



ULTIMATE POWER AND CAPABILITY TO HANDLE MOST TEXTURE APPLICATIONS

- 1000 psi and 3.2 gpm from the industry-proven T-MAX Pump

EASY-TO-USE AND MORE FORGIVING FOR THE BEST FINISH

- Precision pressure and flow control
- Innovative STX™ Gun provides soft-start operation that eliminates material bursts

EVEN MATERIAL FLOW AND NO PACK-OUT

- Oversized passages for maximum productivity

EASY TRANSPORT

- Modular frame provides easy, no-tools connect and disconnect

SIMPLE JOBSITE OPERATION

- Plug-in anywhere with 120 V capability
- Keep sprayer in-place with long, extended hose lengths

FAST, EASY CLEANUP AND PUMP MAINTENANCE

- Access pump in seconds without tools — even with a full hopper



EXCLUSIVE FEATURES TO KEEP YOU SPRAYING



120V Maxpower™ DC Motor

- Use with standard 15/20 amp circuits
- No-maintenance, brushless design keeps debris out
- Lifetime Guaranteed Drivetrain

Heavy-Duty Modular Frame

- Steel construction withstands jobsite abuse
- Easy, no-tools connect and disconnect
- Small, compact and balanced design for easy maneuvering



Oversized Hopper with Lid

- 25 Gallons for less refilling
- Steep-sided design keeps material flowing

SmartControl 3.0

- Delivers smooth, consistent material flow
- Provides Airless or Flow mode
- LED Display shows pressure, gallons, and more

Quick-Access Piston Pump

- Access any part of the pump in seconds — without tools - Even with a full hopper of material



Small, Compact, and Maneuverable

- Balanced design for easy rolling — even when full
- Locking front swivel caster wheel

Hoses and Applicators

- Flexible hose sets available in various lengths
- Choose between Inline Lance for airless application, or STX and Pole applicators for air-assisted decorative finishes



PERFECT FOR MOST TEXTURE APPLICATIONS



+ More!

*Separate air compressor required

TEXSPRAY T-MAX 6912	PART #	GPM (LPM)
TexSpray T-MAX 6912 Airless Model	17X987	3.2 (12)
TexSpray T-MAX 6912 Air-Assisted	17X994	3.2 (12)
TexSpray T-MAX 6912 Airless & Air-Assisted	17Z289	3.2 (12)

INDUSTRY-PROVEN T-MAX PUMP

(PATENT PENDING)


- Proven design delivers long life with minimal maintenance
- Oversized passages ensure minimal pressure drop
- Long-life thick chrome rod and sleeve construction



INNOVATIVE NEW STX GUN

(PATENT PENDING)

- Sequential shut-off stops pump first, then air, for less pack-out
- Forgiving soft start operation eliminates material bursts to deliver smooth finishes
- Perfect for decorative finishes with smooth or aggregate materials up to 2 mm



AIRLESS TEXTURE SPRAYERS

NOT YOUR TYPICAL AIRLESS SPRAYER!

The TexSpray family of airless texture sprayers provides the jobsite flexibility you need with technologies no other airless sprayer can offer. ALL TexSpray airless texture sprayers are engineered for medium to high-viscosity coatings to deliver the best spraying performance and maximum productivity.

OPTIMIZED TO DELIVER MORE PERFORMANCE THAN A TYPICAL SPRAYER TO SPRAY MORE MATERIALS

OPTIMIZED TO HANDLE THICK AND HEAVIER MATERIALS

- Larger particles pass easier
- Less material pack-out
- Less pressure drop
- Maximized productivity

LARGER INTERNAL PASSAGES FROM PUMP TO GUN

LIKE 3 UNITS IN 1:

- Paint: sprays the full range of paints and primers
- Heavy Coatings: Level 5, Drywall Mud, fireproofing, waterproofing, vapor-barrier, and more
- Decorative Texture: Orange Peel, Splatter, and Knockdown (with Air-Atomizer Kit)

DIRECT-IMMERSION PUMP

puts the pump inlet right in the material, eliminating the suction tube

OVERSIZED HOSE

for easier pumping with 2X more flow area

NO FILTER TEXTURE GUN

with 4X more flow area than standard spray guns

OVERSIZED MAXFLO 2 INLET

offers 4X more flow than typical pumps, and pack-out resistance



AIRLESS TEXTURE SPRAYERS FOR EVERY JOBSITE

Graco offers three separate families of airless texture sprayers to provide power and size options to handle every jobsite condition so you can get the job done right, every time.

MARK
Electric-Powered



HD
Gas-Powered, Mechanical



DUTYMAX
Gas-Powered, Hydraulic



CHOOSE THE RIGHT SERIES OF AIRLESS TEXTURE SPRAYER FOR YOUR BUSINESS

Only Graco is committed to meeting the needs of professional contractors by offering three different series of airless texture sprayer models.

EVERYDAY RELIABILITY

Small Residential and Light Commercial Contractor

- Spraying multiple days a week
- Typically with jobs on the smaller side
- Demanding everyday reliability
- Don't need a lot of extra features



WORK SMARTER, FINISH MORE JOBS

Large Residential and Commercial Contractor

- Spraying every day
- Tackling medium-to-large projects
- Moving frequently from job to job
- Requiring features that save you time and get you to the next job site faster

INTRODUCING BLUELINK PATENT PENDING THE REVOLUTIONARY JOB AND SPRAYER MANAGEMENT SYSTEM

BlueLink combines the power of a mobile app with Bluetooth®-enabled Graco sprayers to provide real-time jobsite and sprayer information to improve the way you manage your business.



PAINTERS ARE ABLE TO MAXIMIZE UPTIME



HOSPITAL EXPANSION

MANAGERS ARE ABLE TO UNDERSTAND JOB PROGRESS



- PAINTERS ON THE JOB**
- Easily view live sprayer performance on your phone
 - Enter daily job and maintenance notes
 - Faster service from Graco

MANAGERS ON THE GO

- See where your sprayers are
- Know job productivity from anywhere
- Manage paint and supply deliveries for your crew
- Verify estimated profits with historical job data

STREAMLINE YOUR BUSINESS

BlueLink connects the people and equipment that drive your business in a completely new way. Whether on the jobsite, at the office, or anywhere in between, BlueLink provides the critical information you need every day—including real-time jobsite access, instant maintenance alerts, on-demand productivity reports, and much more!



TRACK EVERY SPRAYER

- Know exact locations and hourly productivity
- Make fewer trips to jobsites



KNOW JOB PROGRESS

- On-demand productivity facts and reporting from anywhere
- Ensure you're on time with needed materials



MAXIMIZE UPTIME

- Set preventive maintenance schedules and receive alerts
- Ensure your sprayer is ready for every job



PERFECT FOR ANY COMPANY SIZE

- Streamline existing operations
- Owner-operators to large contractors



FASTER SERVICE AND SUPPORT

- Quick access to Graco product information and your nearby distributor
- Helpful application, maintenance, and parts resources



FLEXIBLE PLATFORM

- Available in multiple languages
- Available on Apple® and Android® devices

NO MONTHLY FEES

Local data carrier rates may apply.
Put BlueLink to work for your business today
DOWNLOAD THE BLUELINK APP NOW!



graco.com/BlueLink

MARK STANDARD SERIES

EVERYDAY RELIABILITY



Unmatched durability and performance, with the capability to handle the widest range of tip sizes, longer hose lengths and heavier coatings with ease.



THE MOST RELIABLE PUMP

New Endurance Chromex Piston Pump

- Lasts 2X longer than the next leading brand
- Long-life ceramic and stainless steel balls included for maximum versatility
- Faster cleaning with the QuikAccess intake foot valve

LESS PACK-OUT, MORE PRODUCTIVITY

New MaxFlo 2 with Pack-Out Protection

- Self-cleaning Vibra-Seal Technology eliminates material buildup
- Continuous spraying with True Pack-Out Protection for more productivity
- Optimized fluid passageways for the heaviest coatings



PRECISION PRESSURE CONTROL

New SmartControl 4.0 with ProGuard Protection System

- Lowest dead band at any pressure delivers a consistent spray fan without pressure fluctuation
- Prevents electrical damage from extreme jobsite power conditions
- WatchDog Pump Protection System automatically prevents pump damage if the material supply is too low

FAST CLEANING NOW EVEN FASTER

New FastFlush 2 System

- Clean the pump 5X faster using 1/2 the water
- High-velocity fluid flow delivered with 60% higher motor speed

GET MORE WORK DONE

Worry-Free MaxPower Motor

- Proven performance for all painting applications
- High-torque brushless design with a Lifetime Warranty
- Use longer cords, regardless of voltage fluctuations

THE LONGEST LASTING DRIVE

Precision Advantage Drive™

- Improved jobsite conditions with extremely quiet operation
- Lifetime warranty



MARK PROCONTRACTOR™ SERIES

WORK SMARTER, FINISH MORE JOBS

Designed to deliver speed and performance so you can get to the next jobsite faster and increase your profits.



EASY HOSE MANAGEMENT

- Deploy and rewind up to 300 feet of hose in seconds
- No twisting, kinking, or coiling
- Use only the hose you need — the rest stays on the reel

ELIMINATE COSTLY DOWNTIME

ProConnect 2 Pump Replacement System

- Swap your pump in less than 1 minute — no tools, pins, or parts to lose

IMPROVED FILTRATION

Crushproof Inlet Strainer

- Stands up to harsh impacts to maintain filtering and flow

Mark ProContractor Series sprayers also include all Standard Series features:

- NEW BlueLink Job and Sprayer Management System
- NEW SmartControl 4.0 with ProGuard
- NEW MaxFlo 2 with Pack-Out Protection
- NEW FastFlush 2
- Watchdog Pump Protection System
- Easy Out Filter Manifold
- Precision Advantage Drive
- MaxPower Motor
- Heavy-Duty Prime Valve
- Rugged, Durable Cart Design



Ready to Work: complete with texture gun, 3/8 in x 50 ft Blue Max™ II hose, whip hose, and RAC X™ SwitchTip™



STREAMLINE YOUR BUSINESS

BlueLink Job and Sprayer Management System



Ready to Work: complete with texture gun, 3/8 in x 50 ft Blue Max II hose, whip hose, and RAC X SwitchTip



STREAMLINE YOUR BUSINESS

BlueLink Job and Sprayer Management System

MARK STANDARD SERIES	PART #	GPM (LPM)
Mark IV	17E624	1.10 (4.1)
Mark V	17E657	1.35 (5.1)
Mark VII	26C992	2.10 (8.0)
Mark X	17E673	

MARK PROCONTRACTOR SERIES	PART #	GPM (LPM)
Mark V	26C990	1.10 (4.1)
Mark VII	26C994	1.35 (5.1)
Mark X	26C995	2.10 (8.0)

HD STANDARD SERIES

EVERYDAY RELIABILITY



Unmatched durability and performance, with the capability to handle the widest range of tip sizes, longer hose lengths, and heavier coatings with ease.



THE MOST RELIABLE PUMP

New Endurance Chromex Piston Pump

- Lasts 2X longer than the next leading brand
- Long-life ceramic and stainless steel balls included for maximum versatility
- Faster cleaning with the QuikAccess intake foot valve

LESS PACK-OUT, MORE PRODUCTIVITY

New MaxFlo 2 with Pack-Out Protection

- Self-cleaning Vibra-Seal Technology eliminates material buildup
- Continuous spraying with True Pack-Out Protection for more productivity
- Optimized fluid passageways for the heaviest coatings

CONSISTENT SPRAY FAN AND PRESSURE CONTROL

SmartControl 3.0

- Ideal for low overspray applications with the lowest dead band at any pressure

THE LONGEST LASTING DRIVE

Precision Advantage Drive

- The most durable, longest lasting drive in the industry
- Lifetime warranty

All Texspray 7900 HD sprayers feature Graco's MaxLife Pump:

- Lasts 6X longer between repacks
- Features exclusive hardened MaxLife sleeve and rod
- Oversized clearances ensure minimal pressure drop

EASY MAINTENANCE AND LESS CLOGGING

Easy Out Pump Filter

- Easier filter cleaning and less mess with fewer tip clogs ensure a quality finish

RUGGED AND EASY TO MOVE

Durable Cart Design

- Withstands tough jobsite conditions while absorbing impacts and vibrations
- Easy hose storage with integrated hose wrap and telescoping handle
- Easy loading with built-in lift handles

RELIABLE, POWERFUL, AND EASY TO START

Honda Engines

- Oil Alert shuts down engine to prevent damage if oil level drops too low



ELIMINATE COSTLY DOWNTIME

ProConnect 2 One-Part Pump Replacement System

- Swap your pump in less than 1 minute — with no tools, pins, or parts to lose

PREVENT PUMP DAMAGE

WatchDog Pump Protection System

- Prevents dry pumping damage
- Automatically shuts pump down when paint runs out or if hose is damaged

EASY HOSE MANAGEMENT

QuikReel™ Hose Management System

- Deploy and rewind up to 300 feet of hose in seconds
- No twisting, kinking, or coiling
- Use only the hose you need — the rest stays on the reel

HD ProContractor Series sprayers also include all Standard Series features:

- NEW MaxFlo 2 with Pack-Out Protection
- SmartControl 3.0
- Easy Out Filter Manifold
- Precision Advantage Drive
- Honda Engine
- Heavy-Duty Prime Valve
- Rugged, Durable Cart Design

Ready to Work: complete with texture gun, 3/8 in 50 ft Blue Max II hose, whip hose, and RACX SwitchTip

HD W SERIES

WORK SMARTER, FINISH MORE JOBS



Designed to deliver speed and performance so you can get to the next jobsite faster and increase your profits.

QUICK REFERENCE

LED Display

Easy-to-read display shows:

- Pressure readout
- Job/lifetime/gallon counter
- Self-diagnostics



Ready to Work: Complete with texture gun, 3/8 in x 50 ft Blue Max II hose, whip hose, and RACX SwitchTip



Ready to Work: complete with texture gun, 3/8 in 50 ft Blue Max II hose, whip hose, and RACX SwitchTip

HD STANDARD SERIES	PART #	GPM (LPM)
5900 HD	17E839	1.6 (6.0)
7900 HD	17E841	2.2 (8.3)

HD PROCONTRACTOR SERIES	PART #	GPM (LPM)
5900 HD	16W882	1.6 (6.0)
7900 HD	16W888	2.2 (8.3)

DUTYMAX™ STANDARD SERIES

EVERYDAY RELIABILITY



Graco's Standard Series of DutyMax hydraulic direct-immersion sprayers delivers durability and performance while easily handling the widest range of tip sizes, longer hose lengths, and heavier coatings.



THE MOST RELIABLE PUMP

Endurance Pump

- Lasts 2X longer than the next leading brand
- Better spraying performance and fast cleaning
- Long-life ceramic and stainless steel balls included for maximum versatility



LESS PACK-OUT, MORE PRODUCTIVITY

New MaxFlo 2 with Pack-Out Protection

- Self-cleaning Vibra-Seal Technology eliminates material buildup
- Continuous spraying with True Pack-Out Protection for more productivity
- Optimized fluid passageways for the heaviest coatings

EASY MAINTENANCE AND LESS CLOGGING

Easy Out Pump Filter

- Large filtering area for easier cleaning and fewer tip clogs ensure a quality finish
- Won't collapse or get stuck with inside out filtering process

INDOOR AND OUTDOOR USE

Honda Engine

- Quickly swap the gas engine for an electric motor in seconds—without tools!
- Available on DutyMax GH 230Di Convertible

REDUCED DOWNTIME

High-Capacity Cooling System

- Innovative design allows the pump to run cooler and more efficiently with extremely quiet operation
- Easier and more thorough fluid changes
- Reservoir cooling fins deflect more heat

MAINTENANCE-FREE HIGH-PRESSURE DUMPING CAPABILITY

Heavy-Duty Prime Valve

FINISH JOBS FASTER

High-Efficiency Hydraulic Motor

- Fast, responsive changeover
- Less maintenance and longer life with fewer moving parts
- 100% O-ring sealed fittings prevent leaks

RUGGED AND EASY TO MANEUVER

Durable Cart Design

- Withstands the tough jobsite conditions while absorbing impacts and vibrations
- Retractable handle doubles as coiled hose storage



Ready to Work: complete with texture gun, 3/8 in 50 ft Blue Max II hose, whip hose, and RACX SwitchTip

TEKSPRAY DUTYMAX STANDARD SERIES	PART #	GPM (LPM)
DutyMax GH 230Di Convertible	24W943	2.35 (8.9)
DutyMax GH 300Di	24W967	3.0 (11.4)



DUTYMAX PROCONTRACTOR SERIES

WORK SMARTER, FINISH MORE JOBS

With features that enable you to work more efficiently, the ProContractor Series of DutyMax hydraulic airless sprayers delivers high speed and performance to help you get to the next job faster, saving you time and money.



EXTREME-DUTY MAXLIFE PUMP

Extreme-Duty MaxLife Pump delivers unmatched durability and life.

- Lasts 5X longer between repacks
- Exclusive MaxLife Sleeve
- Oversized clearances ensure minimal pressure drop and increased performance
- Both long-life ceramic and stainless steel ball sets included for maximum versatility no matter what you're spraying



EASY HOSE MANAGEMENT

QuikReel Hose Management System

- Deploy and rewind up to 90m of hose in seconds
- No twisting, kinking, or coiling

CRUSHPROOF INLET STRAINER

- Stands up to harsh impacts



ELIMINATE COSTLY DOWNTIME

ProConnect 2 One-Part Pump Replacement System

- Swap your pump in less than 1 minute — no tools, pins, or parts to lose
- Eliminates costly jobsite downtime

DutyMax ProContractor Series sprayers also include all Standard Series features:

- **NEW** MaxFlo 2 with Pack-Out Protection
- Easy Out Filter Manifold
- High-Efficiency Hydraulic Motor
- Heavy-Duty Prime Valve
- Rugged, Durable Cart Design
- High-Capacity Cooling System



Ready to Work: complete with texture gun, 3/8 in 50 ft Blue Max II hose, whip hose, and RACX SwitchTip

TEKSPRAY DUTYMAX PROCONTRACTOR SERIES	PART #	GPM (LPM)
DutyMax GH 230Di Convertible	24W962	2.35 (8.9)
DutyMax GH 300Di	24W968	3.0 (11.4)

TEXTURE ACCESSORIES

WORK FASTER AND MORE PRODUCTIVELY

From rugged guns and tips to hoses and hoppers, Graco's accessories let you customize your sprayer for maximum performance to help grow your business.



25-GALLON (95-LITER) TEXTURE HOPPER

This versatile large-capacity hopper connects directly to all airless texture sprayers. It boosts your productivity by minimizing material refills, and it's easy to attach and maneuver throughout the jobsite.
Part # 287987



AIR ATOMIZER KIT

Why limit what you can spray? The air atomizer kit attaches to the Heavy-Duty Texture Gun and the Flex Gun, allowing you to attach an air compressor to create decorative texture finishes such as orange peel, splatter, and knockdown.
Part # 244223 (no hose)

TEXSPRAY RTX AND GTX SPRAYERS

GUNS				
288629	RTX 650, RTX 1400Si Air Spray Trigger Gun			
288628	RTX 900/1250 Air Spray Trigger Gun			
24S134	RTX 1500, 2000Pi, and 5000Pi Air Spray Trigger Gun with Threaded Connection			
24S135	RTX 5000Px and 5500Px Air Spray Trigger Gun with Threaded Connection			
25A452	Air Spray Trigger Gun with threaded hose connection replacement gun for Compact HP and GTX 2000Ex Series sprayers			
NOZZLES				
For use on Pole Guns and FlexHead Guns (GTX only)				
190943	3/16 in (5 mm) Nozzle	190945	5/16 in (8 mm) Nozzle	
190944	1/4 in (6 mm) Nozzle	190946	3/8 in (9.5 mm) Nozzle	
For use on RTX 650, 900, 1250 and Hopper Guns				
234153	Spray Nozzle Kit – includes 1 each of 4 mm, 6 mm, 8 mm, and 12 mm nozzles			
For use on RTX Heavy-Duty Texture Gun and GTX 2000 Series Guns				
15C883	3 mm Nozzle	15C885	6 mm Nozzle	15C887 10 mm Nozzle
15C884	4 mm Nozzle	15C886	8 mm Nozzle	15C888 12 mm Nozzle
For use on RTX Heavy-Duty Texture Gun and GTX Heavy-Duty Texture Gun				
24S142	WideTex Accessory Kit, 24S138 WideTex Tip, Hardened, W8, 6-Pack			
24S143	WideTex Accessory Kit, Hardened 24S139 WideTex Tip, Hardened, W10, 6-Pack			
24S136	WideTex Tip, Hardened, w4, 6-Pack 24S140 WideTex Tip, Hardened, W12, 6-Pack			
24S137	WideTex Tip, Hardened, w6, 6-Pack 24S141 WideTex Tip, Hardened, WXL, 6-Pack			
HOSES				
288622	RTX 650 Hose Clear Braided Hose Kit: 3/4 in x 20 ft (19 mm x 6 m) Fluid Hose			
17J454	RTX 900, 1250, and 1400Si Braided Hose Kit: 3/4 in x 25 ft (19 mm x 7.5 m) Fluid Hose and 3/8 in x 25 ft (9.5 mm x 7.5 m) Air Hose			
RTX Standard Replacement Hose				
17J454	Blue Translucent Hose Kit: 3/4 in x 25 ft (19 mm x 7.5 m)	17L004	Blue Translucent Hose Kit: 1-1/4 in x 25 ft (31.7 mm x 7.5 m)	
17J420	Blue Translucent Hose Kit: 1 in x 25 ft (25.4 mm x 7.5 m)	17L006	Blue Translucent Hose Kit: 1-1/4 in x 35 ft (31.7 mm x 10.7 m)	
17L001	Blue Translucent Hose Kit: 1 in x 35 ft (25.4 mm x 10.7 m)	17L008	Blue Translucent Hose Kit: 1-1/4 in x 50 ft (31.7 mm x 15 m)	
17J421	Blue Translucent Hose Kit: 1 in x 50 ft (25.4 mm x 15 m)			
RTX, GTX Heavy-Duty Hose				
17L010	Blue Solid Heavy-Duty Hose Kit: 1 in x 10 ft (25.4 mm x 3 m) Whip	17L005	Blue Translucent Hose Kit: 1-1/4 in x 25 ft (31.7 mm x 7.5 m)	
17L000	Blue Solid Heavy-Duty Hose Kit: 1 in x 25 ft (25.4 mm x 7.5 m)	17L007	Blue Translucent Hose Kit: 1-1/4 in x 35 ft (31.7 mm x 10.7 m)	
17L001	Blue Solid Heavy-Duty Hose Kit: 1 in x 35 ft (25.4 mm x 10.7 m)	17L009	Blue Translucent Hose Kit: 1-1/4 in x 50 ft (31.7 mm x 15 m)	
17L003	Blue Solid Heavy-Duty Hose Kit: 1 in x 50 ft (25.4 mm x 15 m)			
MISC				
287314	RotoFlex HD Pump Hose: for use with RTX 1500, RTX 5000Pi, RTX 5000Px, RTX 5500Px			
288623	RotoFlex II Pump Hose: for use with RTX 650, RTX 900, RTX 1250, RTX 1400Si, RTX 2000Pi			
287328	RTX 1500, 5000, and 5500 External Air Kit – connect a separate air compressor for increased atomization energy			
248112	GTX 2000 Series Siphon Kit: for pumping directly from your mix container			
248117	GTX 2000 Series Air Line Kit: for remote operation of the GTX 2000Ex Air Compressor			
248515	Sponge Ball Clean-Out Kit: for 1 in (25 mm) ID Hose, Qty 5			
15T647	50 ft (15 m) 240 V Extension Cord for RTX 5500 and Mark X			

NOZZLE SELECTION GUIDE

NOZZLE SIZE	3 MM	4 MM	5 MM	6 MM	8 MM	9.5 MM	10 MM	11 MM	13 MM	14 MM
INTERIOR SMOOTH MATERIAL	Fine Finish Orange Peel/Fog	Fine Finish Orange Peel/Fog	Orange Peel, Small Splatter	Orange Peel, Small Splatter	Splatter, Small to Medium Knockdown	Acoustics/Popcorn, Splatter, Medium Knockdown	Acoustics/Popcorn, Large Knockdown	Acoustics/Popcorn, Large Knockdown	Acoustics/Popcorn, Large Knockdown	Acoustics/Popcorn, Large Knockdown
EXTERIOR AGGREGATE MATERIAL	up to 1.0 mm (maximum)	up to 1.25 mm (maximum)	up to 1.5 mm (maximum)	up to 2.5 mm (maximum)	up to 2.5 mm (maximum)	up to 2.5 mm (maximum)	up to 2.5 mm (maximum)	up to 2.5 mm (maximum)	up to 2.5 mm (maximum)	up to 2.5 mm (maximum)

*Nozzle size requirement could vary based on material viscosity, desired finish, production rate, and air settings.

MARK IV, MARK V, MARK X 240 V, 5900 HD, 7900 HD, DUTYMAX GH 230DI CONVERTIBLE, DUTYMAX GH 300DI SPRAYERS

GUNS	246468	Flex Plus Gun	241705	Heavy-Duty Blue Texture Gun	245820	Inline Heavy-Duty Texture Gun
HOSE KITS	241338	Heavy-Duty Blue Texture Gun Hose Kit with 531 RAC X SwitchTip 3/8 in x 50 ft (9.5 mm x 15 m) 3300 psi Hose, 1/4 in x 3 ft (25 mm x 0.9 m) 3300 psi Whip Hose, Couplers, and additional 427 RAC X SwitchTip				
289585	Inline Heavy-Duty Texture Gun Hose Kit with LTX643 SwitchTip 1/2 in x 50 ft (13 mm x 15 m) 4000 psi Hose, 3/8 in x 12 ft (9.5 mm x 3.6 m) Whip Hose, Swivel, and Fittings					
HOPPER	241338	25 Gallon (95 Liter) Texture Hopper directly connects to Mark IV, Mark V, Mark X 240 V, 5900 HD, 5900 Convertible, 7900 HD, DutyMax GH 230di Convertible, DutyMax GH 300Di				
243380	Cam-Lock Hose Adapter Connects the Texture Hopper to the GMAX II 7900, 1030 FC units, or HTX 2030 Sprayers					
MISC	244052	Heavy-Duty Texture Gun Air Atomizer Kit with Air Hose (minimum air compressor rating of 15 cfm at 90 psi)				
244223	Heavy-Duty Texture Gun Air Atomizer Kit without Air Hose (minimum air compressor rating of 15 cfm at 90 psi)					
289669	55 Gallon Siphon Kit for Mark X 240 V, 7900 HD, DutyMax GH 230di Convertible, DutyMax GH 300di					
15T647	50 ft (15 m) Extension Cord for Mark X 240 V and RTX 5500					

HTX 2030 COMPLETE, HTX 2030 COMPLETE PLUS+ GUNS

24B327	FreeFlo Inline Gun with 4, 6, 8, 10 mm Nozzles, 18 and 30 Mesh Filters, RAC X 671 Tip and Guard				
24B944	Pole Gun 3 ft (1 m) with 6, 8, 9.5, 11, 13 mm Nozzles, Cap, Fine Finish Adapter				
24B945	Flex Head Gun with 6, 8, 9.5, 11, 13 mm Nozzles, Cap, Fine Finish Adapter				
241705	Heavy-Duty Blue Texture Gun				
24B945	Flex Head Gun with 6, 8, 9.5, 11, 13 mm Nozzles, Cap, Fine Finish Adapter				
FreeFlo Inline Gun					
287227	Fine Finish Kit includes 3 mm, 6 mm, 8 mm, 9.5 mm Spray Discs, Retaining Nut, and Adapter				
248888	3 mm Nozzle	248525	6 mm Nozzle	248527	10 mm Nozzle
248524	4 mm Nozzle	248526	8 mm Nozzle		
Pole And Flex Head Pole Guns					
16A443	5 mm Nozzle	16A446	9.5 mm Nozzle	16A449	14 mm Nozzle
16A444	6 mm Nozzle	16A447	11 mm Nozzle	16A405	Cap, Nozzle – Medium
16A445	8 mm Nozzle	16A448	13 mm Nozzle	16A421	Cap, Nozzle – Hard
HOSE KITS	24B300	3/4 in x 50 ft (1.9 m x 15 m) Fluid Hose With Remote On/Off Switch			
17S244	3/4 in x 100 ft (1.9 m x 30 m) Fluid Hose with Remote On/Off Switch				
PUMP KIT	24B140	MaxLife Endurance High Pressure Pump Kit includes High-Pressure Lower, Heavy-Duty Texture Gun, 3/8 in x 50 ft Hose (9.5 mm x 15 m), 1/4 in x 3 ft (25 mm x 0.9 m) 3300 psi Whip Hose, and RAC X 643 SwitchTip			
MISC	287987	25 Gallon (95 Liter) Texture Hopper			
243380	Cam-Lock Hose Adapter connects Texture Hopper to the HTX 2030 High-Output Texture Pump				
24C414	Ball Valve Material Shutoff Kit				

PRESIDENT 10:1, 1030 FC SPRAYERS

GUN HOSE	235490	10:1 President Air Spray Gun
235737	1030 FC Hose Kit 3/4 in x 50 ft (19 mm x 15 m) Fluid Hose, 1/2 in x 50 ft (13 mm x 15 m) Air Hose	

TEXTURE SPRAYER SPECIFICATIONS



		TexSpray RTX 1400si	TexSpray RTX 2500P	TexSpray RTX 5500P	TexSpray RTX 5000P
PERFORMANCE	Max psi (bar)	70 (4.8)	100 (6.9)	100 (6.9)	100 (6.9)
	Max gpm (lpm)	1.4 (5.3)	2.5 (9.5)	5.5 (21)	5.5 (21)
	Motor	1.7 hp	1.7 hp	2.0 hp	2.0 hp
COMPRESSOR	Compressor Air Output	6.1 cfm at 20 psi .17 m³/min	6.1 cfm at 20 psi .17 m³/min	9.1 cfm at 20 psi .26 m³/min	9.1 cfm at 20 psi .26 m³/min
	Gun	Lightweight Air Spray Trigger	Heavy-Duty Air Spray Trigger	Heavy-Duty Air Spray Trigger	Heavy-Duty Air Spray Trigger
INCLUDES	Hose	3/4 in x 25 ft (19 mm x 7.5 m)	1 in x 25 ft (25.4 mm x 7.5 m)	1-1/4 in x 25 ft HD (32 mm x 7.5 m)	1-1/4 in x 25 ft HD (32 mm x 7.5 m)
	Max Hose Length	25 ft (7.5 m)	75 ft (23 m)	100 ft (30 m)	100 ft (30 m)
	Tips	3 mm, 4 mm, 6 mm, 8 mm round nozzles	3 mm, 4 mm, 6 mm, 8 mm, 10 mm, 12 mm round nozzles WideTex Adapter with 4 mm, 6 mm, 8 mm, 10 mm, 12 mm XL W tips	3 mm, 4 mm, 6 mm, 8 mm, 10 mm, 12 mm round nozzles WideTex Adapter with 4 mm, 6 mm, 8 mm, 10 mm WS tips, 12 mm XL W tips	3 mm, 4 mm, 6 mm, 8 mm, 10 mm, 12 mm round nozzles WideTex Adapter with Hardened 4 mm, 6 mm, 8 mm, 10 mm, 12 mm XL W tips
	Weight lb (kg)	63 (28.5)	72 (32.6)	163 (73.9)	163 (73.9)
DIMENSIONS	Dimensions	20 W x 24 L x 41 H in (51 W x 61 L x 104 H cm)	22 W x 24 L x 41 H in (46 W x 56 L x 104 H cm)	23 W x 30 L x 41 H in (58 W x 76 L x 104 H cm)	23 W x 30 L x 41 H in (58 W x 76 L x 104 H cm)
	Hopper gal (liter)	10 (38)	15 (56)	15 (57)	15 (57)
	Operation	3A3258	3A3258	3A3265	3A3265
MANUALS	Repair	3A3258	3A3258	3A3265	3A3265
	Materials Sprayed	Simulated acoustic and drywall mud	Simulated acoustic and drywall mud	Simulated acoustic and drywall mud	Simulated acoustic, drywall mud, elastomers, deck coatings, and some cement-based materials
TYPICAL APPLICATIONS	Surfaces	Residential and light commercial interiors	Residential and light commercial interiors	Residential and light commercial interiors	Residential and commercial exteriors
	Part Number	17X738	17V582	17H578	17K680

		10:1 President
PERFORMANCE	Max psi (bar)	1000 (70)
	Max gpm (lpm)	3.0 (11)
	Motor	President Air
COMPRESSOR	Compressor Air Output	User Supplied Minimum Air Compressor Rating: 80 cfm at 90 psi for best results
	Gun	Heavy-Duty Air Spray
INCLUDES	Max Hose Length	200 ft (60.7 m)
	Nozzle	6 mm
DIMENSIONS	Weight lbs (kg)	43 (20) Pump Only
	Dimensions	5 L x 5 W x 57 H (18 W x 145 L cm)
MANUALS	CS Models	306402
	SST Models	309489
TYPICAL APPLICATIONS	Materials Sprayed	Smooth to heavily aggregated textures with silica sand, perlite, vermiculite, and polystyrene; smooth, medium, coarse, and extra coarse grade
	Surfaces	Heavy-duty residential and commercial interiors and exteriors
MODEL	Part Number	Carbon Steel Complete – 225886 • Heavy-Duty Air Spray Gun • 6 mm Nozzle • 3/8 in x 25 ft (9.5 mm x 7.5 m) Air Hose • 3/4 in x 25 ft (19 mm x 7.5 m) Air Hose • 3/4 in x 25 ft (19 mm x 7.5 m) High Pressure Material Hose Carbon Steel Complete – 225877 SST Complete – 987429 • Heavy-Duty Air Spray Gun • 6 mm Nozzle • 3/8 in x 100 ft (9.5 mm x 30 m) Air Hose • 3/4 in x 25 ft (19 mm x 7.5 m) Air Hose • 3/4 in x 50 ft (19 mm x 15 m) High-Pressure Material Hose • 1 in x 50 ft (25 mm x 15 m) High-Pressure Material Hose SST Bare – 954088

		TexSpray HTX 2030 Complete	TexSpray HTX 2030 Complete Plus+	
SPRAYER CONFIGURATIONS	Part Number	258740	258741	
	For Spraying	For exterior aggregate and smooth finishes as well as common interior texture finishes, such as orange peel, splatter, knockdown, and simulated acoustic	For exterior aggregate and smooth finishes, as well as common interior texture finishes. Can also airlessly apply the wide range of heavier smooth coatings, Level 5, primers, and paints	
TECHNICAL SPECIFICATIONS	INCLUDES:			
	High-Output Piston Texture Pump	✓		✓
	FreeFlo Inline Gun	✓		✓
	3/4 in x 50 ft (19 mm x 15 m) Hose	✓		✓
	55-Gallon Suction Set	✓		✓
	Fine Finish Kit with 1/8 in, 1/4 in, 5/16 in, and 3/8 in Nozzles	✓		✓
	4, 6, 8, 10 mm Nozzles	✓		✓
	RAC X 671 Airless Tip	✓		✓
	MaxLife Endurance High Pressure Airless Pump	Optional (Pump Kit 24B140)		✓
	Heavy-Duty Texture Gun	N/A		✓
	3/8 in x 50 ft (9.5 mm x 15 m) Blue Max II Hose and 3 ft (1 m) Whip Hose	N/A		✓
	RAC X 643 Airless Tip	N/A		✓
TECHNICAL SPECIFICATIONS	Maximum Tip Size	0.071	0.071	0.048
	Maximum gpm (lpm)	3.0 (11)	3.0 (11)	2.2 (8.3)
	Maximum psi (bar)	1000 (70)	1000 (70)	3300 (227)
	Honda Engine cc (hp at 3600 rpm)	200 (6.5)	200 (6.5)	
	Compressor	User-supplied air compressor required for some texture finishes. Minimum air compressor rating 25 cfm at 90 psi (708 lpm at 6.2 bar) for best results	User-supplied air compressor required for some texture finishes. Minimum air compressor rating 25 cfm at 90 psi (708 lpm at 6.2 bar) for best results	
	Weight lbs (kg)	155 (70)	155 (70)	150 (68)
	PUMP:			
	Intake	QuikAccess	QuikAccess	QuikAccess
	Rod	Hard Chrome	Hard Chrome	Chromex
	Sleeve	Hard Chrome	Hard Chrome	MaxLife
Packings	HD Poly	HD Poly	V-Max Blue	

		Mark IV HD
SPECIFICATIONS	Maximum Tip Size	0.033
	Maximum psi (bar)	3300 (227)
	Maximum gpm (lpm)	0.95 (3.6)
	Motor/Engine	MaxPower 2.2 hp Brushless DC
	Control	SmartControl 3.0
	Weight lb (kg)	98 (45)
	Compressor Air Output	Compressor and Air Atomizer Kit required for some texture finishes

		Mark V HD
		0.039
		3300 (227)
		1.2 (4.3)
		MaxPower 2.8 hp Brushless DC
		SmartControl 3.0
		130 (59)
		Compressor and Air Atomizer Kit required for some texture finishes

		Mark VII HD	Mark X HD
SPECIFICATIONS	Maximum Tip Size	0.047	0.045
	Maximum psi (bar)	3300 (227)	3300 (227)
	Maximum gpm (lpm)	1.6 (6.0)	2.2 (8.3)
	Motor/Engine	MaxPower 2.5 hp Brushless DC	MaxPower 4.0 hp Brushless DC
	Control	SmartControl 3.0	SmartControl 3.0
	Weight lb (kg)	139 (63)	154 (70)
	Compressor Air Output	Compressor and Air Atomizer Kit required for some texture finishes	Compressor and Air Atomizer Kit required for some texture finishes



SERIES TYPE		STANDARD
MODEL	Part Number	17E624
INCLUDES	Gun	FlexPlus
	Hose	3/8 in x 50 ft (9.5 mm x 15 m)
	Tip(s)	RAC X 425
	Filter	60 Mesh Easy Out
PUMP	Type	QuikChange System
	Rod	Chromex
	Sleeve	Hardened SST
	MaxFlo 2	●
ADDITIONAL SERIES FEATURES		–
		FastFlush 2
		WatchDog
		–
MANUAL	Operation	3A6346
TYPICAL APPLICATIONS	Materials Sprayed	Oil-based coatings, enamels, latex, block-fillers, elastomers, epoxies, drywall mud, and other high-build materials
	Surfaces	Medium to large residential and commercial interiors and exteriors

SERIES TYPE		STANDARD	PROCONTRACTOR
MODEL	Part Number	17E605	26C990
INCLUDES	Gun	Heavy-Duty Blue Texture	Heavy-Duty Blue Texture
	Hose	3/8 in x 50 ft (9.5 mm x 15 m)	3/8 in x 50 ft (9.5 mm x 15 m)
	Tip(s)	RAC X 427 and 531	RAC X 427 and 531
	Filter	60 Mesh Easy Out	60 Mesh Easy Out
PUMP	Type	QuikChange System	ProConnect 2
	Rod	Chromex	MaxLife w/ Vortex
	Sleeve	Hardened SST	Hardened SST
	MaxFlo 2	●	●
ADDITIONAL SERIES FEATURES		–	QuikReel
		FastFlush 2	FastFlush 2
		WatchDog	WatchDog
		–	Crushproof Inlet Strainer
MANUAL	Operation	3A6346	3A6346
TYPICAL APPLICATIONS	Materials Sprayed	Oil-based coatings, enamels, latex, block-fillers, elastomers, epoxies, drywall mud, and other high-build materials	Oil-based coatings, enamels, latex, block-fillers, elastomers, epoxies, drywall mud, and other high-build materials
	Surfaces	Medium to large residential and commercial interiors and exteriors	Medium to large residential and commercial interiors and exteriors

SERIES TYPE		STANDARD	PROCONTRACTOR	STANDARD	PROCONTRACTOR
MODEL	Part Number	26C992	26C994	17E673	26C995
INCLUDES	Gun	Heavy-Duty Blue Texture	Heavy-Duty Blue Texture	Inline Heavy-Duty Texture	Inline Heavy-Duty Texture
	Hose	1/2 in x 50 ft (13 mm x 15 m)	1/2 in x 50 ft (13 mm x 15 m)	1/2 in x 50 ft (13 mm x 15 m)	1/2 in x 50 ft (13 mm x 15 m)
	Tip(s)	RACX 531 /541	RACX 531 /541	RACX 531 /541	RACX 531/541
	Filter	60 Mesh Easy Out	60 Mesh Easy Out	60 Mesh Easy Out	60 Mesh Easy Out
PUMP	Type	QuikChange System	ProConnect 2	QuikChange System	ProConnect 2
	Rod	Chromex	Chromex	Chromex	Chromex
	Sleeve	Hardened SST	Hardened SST	Hardened SST	Hardened SST
	MaxFlo 2	●	●	●	●
ADDITIONAL SERIES FEATURES		–	QuikReel	–	QuikReel
		FastFlush 2	FastFlush 2	FastFlush 2	FastFlush 2
		WatchDog	WatchDog	WatchDog	WatchDog
		–	Crushproof Inlet Strainer	–	Crushproof Inlet Strainer
MANUAL	Operation	3A6346	3A6346	3A6346	3A6346
TYPICAL APPLICATIONS	Materials Sprayed	Oil-based coatings, enamels, latex, block-fillers, elastomers, epoxies, drywall mud, and other high-build materials	Oil-based coatings, enamels, latex, block-fillers, elastomers, epoxies, drywall mud, and other high-build materials	Oil-based coatings, enamels, latex, block-fillers, elastomers, epoxies, drywall mud, and other high-build materials	Oil-based coatings, enamels, latex, block-fillers, elastomers, epoxies, drywall mud, and other high-build materials
	Surfaces	Medium to large residential and commercial interiors and exteriors	Medium to large residential and commercial interiors and exteriors	Medium to large residential and commercial interiors and exteriors	Medium to large residential and commercial interiors and exteriors

		TexSpray 5900 HD
SPECIFICATIONS	Maximum Tip Size	0.043
	Maximum psi (bar)	3300 (227)
	Maximum gpm (lpm)	1.60 (6.0)
	Motor/Engine	200 cc (6.5 hp)
	Control	SmartControl 3.0
	Weight lb (kg)	147 (67)
	Compressor Air Output	Compressor and Air Atomizer Kit required for some texture finishes



		TexSpray 7900 HD
	Maximum Tip Size	0.048
	Maximum psi (bar)	3300 (227)
	Maximum gpm (lpm)	2.20 (8.3)
	Motor/Engine	Honda 200 cc (6.5 hp)
	Control	SmartControl 3.0
	Weight lb (kg)	159 (72)
	Compressor Air Output	Compressor and Air Atomizer Kit required for some texture finishes



		TexSpray DutyMax GH 230D_i Convertible
SPECIFICATIONS	Maximum Tip Size	0.053
	Maximum psi (bar)	3300 (227)
	Maximum gpm (lpm)	2.35 (8.9)
	Motor/Engine	Honda 200 cc (6.5 hp)
	Control	–
	Weight lb (kg)	203 (92)
	Compressor Air Output	Compressor and Air Atomizer Kit required for some texture finishes



		TexSpray DutyMax GH 300D_i
	Maximum Tip Size	0.057
	Maximum psi (bar)	3300 (227)
	Maximum gpm (lpm)	3.0 (11.4)
	Motor/Engine	Honda 270 cc (9.0 hp)
	Control	–
	Weight lb (kg)	218 (99)
	Compressor Air Output	Compressor and Air Atomizer Kit required for some texture finishes



SERIES TYPE		STANDARD	PROCONTRACTOR
MODEL	Part Number	17E839	16W882
	Gun	Heavy-Duty Blue Texture	Heavy-Duty Blue Texture
INCLUDES	Hose	3/8 in x 50 ft (9.5 mm x 15 m)	3/8 in x 50 ft (9.5 mm x 15 m)
	Tip(s)	LTX427 and LTX531	LTX427 and TX531
	Filter	60 Mesh Easy Out	60 Mesh Easy Out
	MaxFlo 2	●	●
PUMP	Type	QuikChange System	ProConnect 2
	Rod	Chromex	MaxLife w/Vortex
	Sleeve	Hardened SST	MaxLife
	MaxFlo 2	●	●
ADDITIONAL SERIES FEATURES		–	QuikReel
		–	Crushproof Inlet Strainer
		–	LED Display
		–	WatchDog
MANUAL	Operation	332919	332919
	Parts	332921	332921
TYPICAL APPLICATIONS	Materials Sprayed	Oil-based coatings, enamels, latex, block-fillers, elastomers, epoxies, drywall mud, other high-build materials	Oil-based coatings, enamels, latex, block-fillers, elastomers, epoxies, drywall mud, other high-build materials
	Surfaces	Medium to large residential and commercial interiors and exteriors	Medium to large residential and commercial interiors and exteriors

SERIES TYPE		STANDARD	PROCONTRACTOR
MODEL	Part Number	16W890	16W888
	Gun	Heavy-Duty Blue Texture	Heavy-Duty Blue Texture
INCLUDES	Hose	3/8 in x 50 ft (9.5 mm x 15 m)	3/8 in x 50 ft (9.5 mm x 15 m)
	Tip(s)	LTX427 and LTX531	LTX427 and LTX531
	Filter	60 Mesh Easy Out	60 Mesh Easy Out
	MaxFlo 2	●	●
PUMP	Type	QuikChange System	ProConnect 2
	Rod	MaxLife	MaxLife w/Vortex
	Sleeve	MaxLife	MaxLife
	MaxFlo 2	●	●
ADDITIONAL SERIES FEATURES		–	QuikReel
		–	Crushproof Inlet Strainer
		–	LED Display
		–	WatchDog
MANUAL	Operation	332919	332919
	Parts	332921	332921
TYPICAL APPLICATIONS	Materials Sprayed	Oil-based coatings, enamels, latex, block-fillers, elastomers, epoxies, drywall mud, other high-build materials	Oil-based coatings, enamels, latex, block-fillers, elastomers, epoxies, drywall mud, other high-build materials
	Surfaces	Large residential and commercial interiors and exteriors	Large residential and commercial interiors and exteriors

SERIES TYPE		STANDARD	PROCONTRACTOR
MODEL	Part Number	24W943 Gas Only	24W962 Gas Only 17G592 Diesel Only
	Gun	Heavy-Duty Texture	Heavy-Duty Texture
INCLUDES	Hose	3/8 in x 50 ft (9.5 mm x 15 m) Blue Max II Airless 1/4 in x 3 ft (6.4 mm x 0.9 m) Blue Max II Whip Hose	3/8 in x 100 ft (9.5 mm x 30 m) Blue Max II Airless 1/4 in x 3 ft (6.4 mm x 0.9 m) Blue Max II Whip Hose
	Tip(s)	LTX427 and LTX531	LTX427 and LTX531
	Filter	60 Mesh Easy Out	60 Mesh Easy Out
	MaxFlo 2	●	●
PUMP	Type	QuikChange System	ProConnect 2
	Rod	Hard Chrome	Hard Chrome
	Sleeve	Hardened SST	MaxLife
	MaxFlo 2	●	●
ADDITIONAL SERIES FEATURES		–	QuikReel
		–	Crushproof Inlet Strainer
		–	–
		–	–
TYPICAL APPLICATIONS	Materials Sprayed	Oil-based coatings, enamels, latex, block-fillers, elastomers, epoxies, drywall mud, and other high-build materials	Oil-based coatings, enamels, latex, block-fillers, elastomers, epoxies, drywall mud, and other high-build materials
	Surfaces	Medium to large residential and commercial interiors and exteriors	Medium to large residential and commercial interiors and exteriors

SERIES TYPE		STANDARD	PROCONTRACTOR
MODEL	Part Number	24W967	24W968
	Gun	Heavy-Duty Inline	Heavy-Duty Inline
INCLUDES	Hose	1/2 in x 50 ft (13 mm x 15 m) Blue Max II Airless 3/8 in x 10 ft (9.5 mm x 0.9 m) Blue Max II Whip Hose	1/2 in x 50 ft (13 mm x 15 m) Blue Max II Airless 3/8 in x 10 ft (9.5 mm x 0.9 m) Blue Max II Whip Hose
	Tip(s)	LTX643 and WR1239	LTX643 and WR1239
	Filter	60 Mesh Easy Out	60 Mesh Easy Out
	MaxFlo 2	●	●
PUMP	Type	QuikChange System	ProConnect 2
	Rod	Hard Chrome	Hard Chrome
	Sleeve	Hardened SST	MaxLife
	MaxFlo 2	●	●
ADDITIONAL SERIES FEATURES		–	QuikReel
		–	Crushproof Inlet Strainer
		–	–
		–	–
TYPICAL APPLICATIONS	Materials Sprayed	Oil-based coatings, enamels, latex, block-fillers, elastomers, epoxies, drywall mud, and other high-build materials	Oil-based coatings, enamels, latex, block-fillers, elastomers, epoxies, drywall mud, and other high-build materials
	Surfaces	Medium to large residential and commercial interiors and exteriors	Medium to large residential and commercial interiors and exteriors



ABOUT GRACO

PROVEN QUALITY. LEADING TECHNOLOGY.

Founded in 1926, Graco is a world leader in fluid handling systems and components. Graco products move, measure, control, dispense and apply a wide range of fluids and viscous materials used in vehicle lubrication, commercial and industrial settings.

The company's success is based on its unwavering commitment to technical excellence, world-class manufacturing and unparalleled customer service. Working closely with qualified distributors, Graco offers systems, products and technology that set the quality standard in a wide range of fluid handling solutions. Graco provides equipment for spray finishing, protective coating, paint circulation, lubrication, and dispensing sealants and adhesives, along with power application equipment for the contractor industry. Graco's ongoing investment in fluid management and control will continue to provide innovative solutions to a diverse global market.

GRACO LOCATIONS

MAILING ADDRESS

P.O. Box 1441
Minneapolis, MN 55440-1441
Tel: +612-623-6000
Fax: +612-623-6777

AMERICAS

MINNESOTA

Worldwide Headquarters
Graco Inc.
88-11th Avenue N.E.
Minneapolis, MN 55413

EUROPE

BELGIUM

European Headquarters
Graco N.V.
Industrieterrein-Oude Bunders
Slakweidestraat 31
3630 Maasmechelen,
Belgium
Tel: +32 89 770 700
Fax: +32 89 770 777

ASIA PACIFIC

AUSTRALIA

Graco Australia Pty Ltd.
Suite 17, 2 Enterprise Drive
Bundoora, Victoria 3083
Australia
Tel: +61 3 9468 8500
Fax: +61 3 9468 8599

CHINA (AP Headquarters)

Graco Fluid Equipment
(Shanghai) Co., Ltd
Building 7, NO. 1 - 2, Wenshui
Road 299
Jing'an District, Shanghai
200436, P.R.China
Tel: +86 512 6260 5711
Fax: +86 21 6495 0077

INDIA

Graco India Pvt Ltd
Plot No 295, Udyog Vihar Phase-IV
Gurugram - 122015 (Haryana)
India
Phone: +91 124 661 0200
Fax: +91 124 661 0201

JAPAN

Graco K.K.
1-27-12 Hayabuchi
Tsuzuki-ku
Yokohama City, Japan 2240025
Tel: +81 45 593 7300
Fax: +81 45 593 7301

KOREA

Graco Korea Inc.
38, Samsung 1-ro 1-gil,
Hwaseong-si, Gyeonggi-do.
18449
Republic of Korea
Tel : +82 31 8015 0961
Fax : +82 31 613 9801

SALES/ DISTRIBUTION/ SERVICE

Call today for product information or to request a demonstration.

CHINA/SOUTH EAST ASIA: + 86 512 62605711

INDIA: +91 124 6610200

AUSTRALIA and NEW ZEALAND: +61 3 9468 8500

Or visit us at www.graco.com



EVERY GRACO PRODUCTS COMES WITH A+ CUSTOMER SERVICE.

3-YEAR WARRANTY*

Coverage against defects in materials and workmanship on the entire striper.