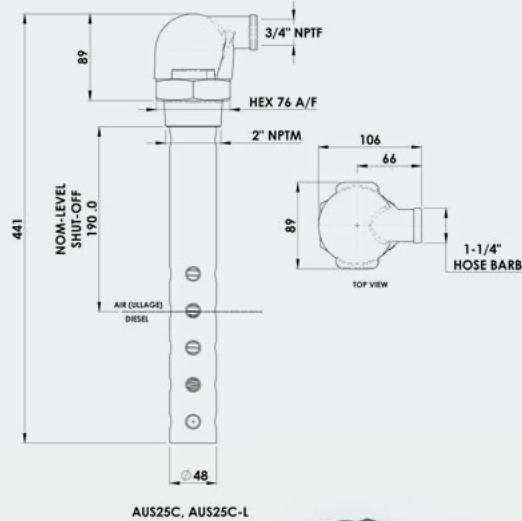
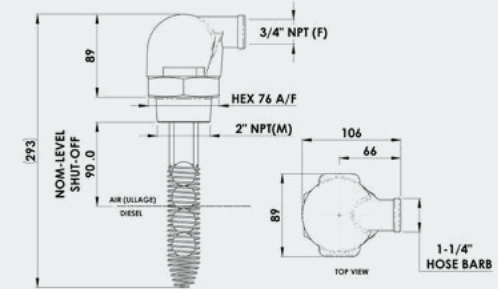


AUS25A, AUS25A-L



AUS25C, AUS25C-L



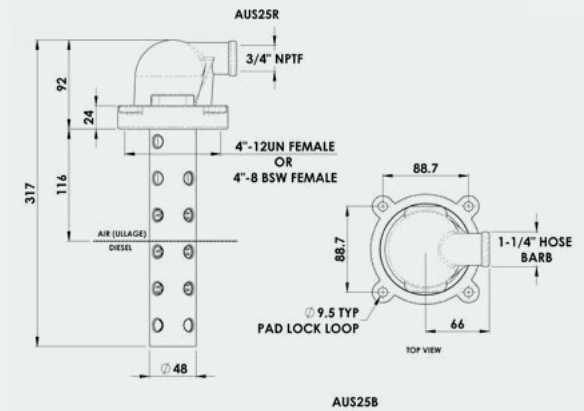
AUS25R



AUS25A



AUS25A-L



AUS25B

Part Number	Product Description	Tech Specs	Shipping - Dimensions & Weight	
AUS25A	Vent Standard Screwed 2" NPT (M) with splash tube 16psi (RED CAP)	2" NPTM, 16PSI	34x11x8cm 1.1kg	
AUS25A-L	Vent Standard Screwed 2" NPT (M) with splash tube 7psi (GREEN CAP)	2" NPTM, 7PSI	34x11x8cm 1.03kg	
AUS25B	Vent with lockable flange to suit Cat & Komatsu fillers (2 flanges included) (RED CAP) 16psi	4"-12UNF or 4"-8BSWF, 16PSI	34x15x15cm 1.29kg	
AUS25B-L	Vent with lockable flange to suit Cat & Komatsu fillers (2 flanges included) (GREEN CAP) 7psi	4"-12UNF or 4"-8BSWF, 7PSI	34x15x15cm 1.29kg	
AUS25C	Vent Extended (100 mm) Screwed 2" NPT (M) with splash tube 16psi (RED CAP)	2" NPTM, 16PSI	44x11x8cm 1.19kg	
AUS25C-L	Vent Extended (100 mm) Screwed 2" NPT (M) with splash tube 7psi (GREEN CAP)	2" NPTM, 7PSI	44x11x8cm 1.21kg	
AUS25D	Vent Extended (100 mm), lockable flange for Cat & Komatsu (2 flanges included) (RED CAP) 16psi	FLANGE, 16PSI	44x15x15cm 1.33kg	
AUS25F	Vent Extended (277 mm) Screwed 2" NPT (M) with splash tube (RED CAP) 16psi	2" NPTM, 16PSI	56x11x8cm 1.6kg	
AUS25R	Rail Vent 2" NPT (male) thread (GREEN CAP) 7psi - Rail	2" NPTM, 7PSI	28x11x8cm 0.88kg	
AUS25A-CT	Vent Standard Screwed 2" NPT (M) with splash tube 16psi (RED CAP) - Cold Temp	2" NPTM, 16PSI	34x11x8cm 1.1kg	
AUS25A-L-CT	Vent Standard Screwed 2" NPT (M) with splash tube 7psi (GREEN CAP) - Cold Temp	2" NPTM, 7PSI	34x11x8cm 1.03kg	
AUS25C-CT	Vent Extended (100 mm) Screwed 2" NPT (M) with splash tube 16psi (RED CAP) - Cold Temp	2" NPTM, 16PSI	44x11x8cm 1.19kg	
AUS25C-L-CT	Vent Extended (100 mm) Screwed 2" NPT (M) with splash tube 7psi (GREEN CAP) - Cold Temp	2" NPTM, 7PSI	44x11x8cm 1.21kg	