




G15/G40

Manual Air-Assist spray guns designed for exceptional spray quality and ease of use.



PROVEN QUALITY. LEADING TECHNOLOGY.

Exceptional Spray Quality



Maximize efficiency and quality, while reducing operator fatigue!

G15/G40 air-assist guns use the highest quality components for long lasting reliable performance.

Most importantly, the G15/G40 guns deliver superior spray performance while improving transfer efficiency and reducing material usage.

G15/G40 guns have increased durability and efficiency!

- AAF tip line is designed for soft spray and improved transfer efficiency
- Longer-lasting needle packing – even with abrasive materials
- More robust aircap retaining ring threads
- All tips have a ring to retain the tip in the aircap
- Easier removal of the integrated gun fluid filter – no threads or tools needed
- G15 aircap indexing offers increased durability

Different Applications Need Different Guns



G15 – 1500 psi models designed for the wood industry and other low and medium pressure applications



G40 – 4000 psi models designed for high pressure industrial applications



G40 RAC – A 4000 psi model designed with a Reverse-A-Clean tip for high pressure applications

Reliable Performance

Spray Quality

Achieve a Superior Finish

- Enhanced tip design creates uniform atomization for a superior finish quality
- Unique aircap enables soft spray
- Lower fluid and air pressure design allows for increased transfer efficiency
- Adjustable fan pattern means less overspray, less material waste, less VOC's, and improved productivity

Ergonomics

Maximize Productivity

- Overall weight and gun balance is better than other spray guns in its category
- Trigger pull force is ultra-light – reducing operator fatigue and muscle stress
- Handle design fits any size hand for increased operator comfort

Cost of Ownership

Save Time and Money

- Ease of assembly and disassembly reduces repair time
- Designed to minimize wear of replacement parts
- Fewer parts means an overall lower cost of repair

Merkur Air-Assist Packages

High Performance Finishing

Quality pumps enhance any finishing system. Paired with G15/G40 air-assist spray guns, the Merkur fine finish packages are designed to improve productivity, reduce costs, lower emissions and provide consistent, high quality finishes for all of your demanding applications.

High Quality Finish

Low pulsation output and smooth pump changeover deliver a consistent spray pattern.

Easy-to-use

Easy-to-flush design allows for fast color changes and reduced solvent usage.

Rugged Construction

300 Series stainless steel pump construction provides long-lasting durability.



Designed with the User in Mind

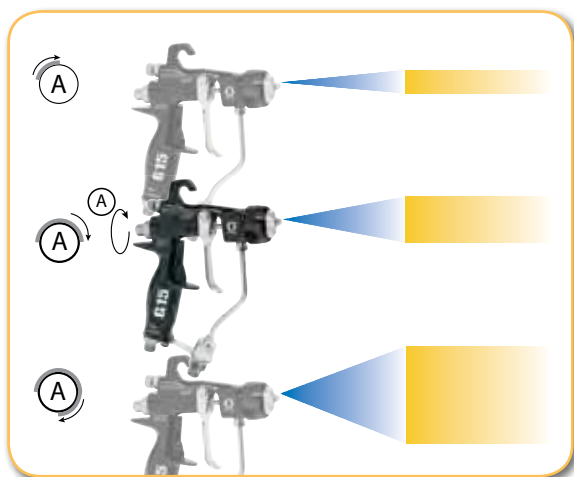
Quick, Accurate Positioning!

The G15 indexing aircap provides fast and accurate positioning in either the vertical or horizontal position.



Reduce Overspray and Increase Productivity!

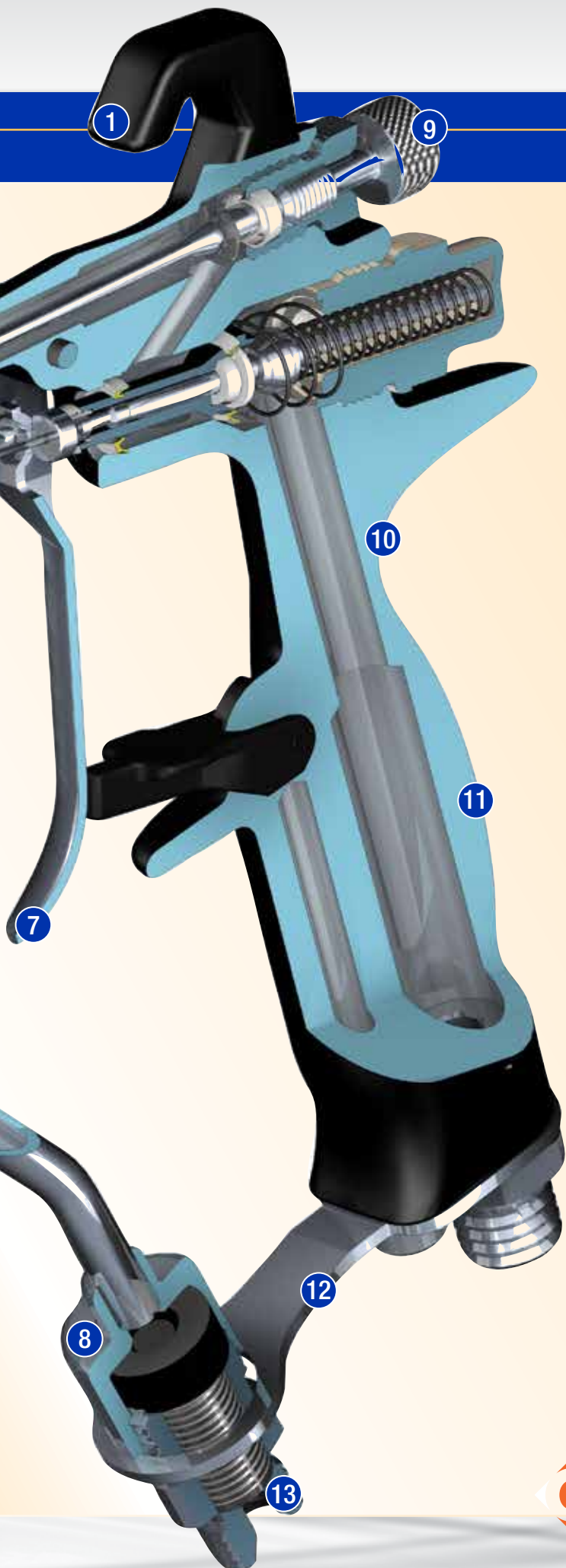
3/4 turn fan pattern adjustment allows the operator to change the spray width according to the size of parts.



G15/G40 Air-Assist Gun

1. High strength hook
2. Aircap retain feature
3. Indexing aircap (G15 only)
4. Optimal spray pattern tips
5. Soft spray aircap
6. Quick change needle/seal assembly
7. Ultra-light trigger pull
8. Integrated in-line filter
9. 3/4 turn fan pattern adjustment
10. Lightweight design (450 g)
11. Ergonomic handle
12. Optimal hose connect angles
13. Optional low profile fluid swivel





Increase Spray Performance!

Enhanced tip design provides uniform atomization and improved finish quality



Three tip lines to meet the needs of different applications

AAF Tips - Fine finish tips with a pre-orifice for soft spray and increased transfer efficiency

AAM Tips - Fine finish tips for a high quality finish at low and medium pressures

GG4 Tips - High wear tips for industrial finishes at high pressures



All tips have a ring to retain the tip in the aircap.

Ordering Information



Air-Assist Gun Models

- G15 carbide model is recommended for low to medium viscosity materials
- G15 acetal seat model is recommended for acid-catalyzed materials
- G40 models are recommended for high viscosity materials above 1500 psi

- 24C853 G15 Air-Assist Carbide Gun**
Medium pressure gun includes carbide seat/ball, indexing aircap and choice of AAM or AAF spray tip from chart, which is specified when order is placed.
- 24C854 G15 Air-Assist Gun**
Medium pressure gun includes a plastic seat, indexing aircap and choice of AAM or AAF spray tip from chart, which is specified when order is placed.
- 24C855 G40 Air-Assist Gun**
High pressure gun includes a carbide seat, tip guard aircap and choice of AAM, AAF or GG4 spray tip from chart, which is specified when order is placed.
- 24C856 G40 Air-Assist Hi-Flow Gun**
High pressure gun with no restrictions to avoid pressure drop with heavy viscosity materials. Includes a carbide seat, tip guard and a choice of AAM, AAF or GG4 spray tip.
- 24C857 G40 Air-Assist Reverse-A-Clean (RAC) Spray Gun**
High pressure gun with a RAC spray tip to reduce downtime caused by frequent tip clogging. Includes a carbide seat, tip guard, and a choice of LTX spray tip.



Accessories

- 289080 Lacquer Aircap**
Aircap optimized for spraying lacquer
- 289499 Fine Adjust Fan Pattern Knob**
Replacement fan valve assemble for fine adjustment accuracy.
- 224453 100 Mesh Fluid Filter Kit**
100 mesh (.005 gap spacing) replacement fluid filters. Quantity of 5.
- 238563 60 Mesh Fluid Filter Kit**
60 mesh (.009 gap spacing) replacement fluid filters for coarser particle filtering to replace standard 100 mesh filters. Quantity of 3.
- 241804 Tip Filter Kit**
Replacement filters for spray tip orifice sizes 0.007, 0.009, and 0.011. Quantity of 10.
- 189018 Fluid Swivel Connector**
7500 psi (51.6 MPa, 516 bar) maximum working pressure. Connector to ease movement of the gun and fluid hose.
- 24C356 JIC Fluid Fitting**
Replaces standard npsm fluid fitting.
- 241812 Fluid Hose**
3500 psi (24 MPa, 242 bar) maximum working pressure. 1/4-18 npsm(fbe), 3/16 in (5 mm) ID, 25 ft (7.62 m) long, nylon tubing with polyurethane cover.
- 249473 Air Fitting and Tubing Kit**
Alternative-style connector for air inlet and hose. 3/8 in to 1/4 Push-To-Lock fitting, 25 ft (7.62 m) long, nylon tubing. Optional quick disconnect available.
- 241811 Air Hose**
100 psi (0.7 MPa, 7 bar) maximum working pressure. 1/4-18 npsm(fbe), 1/4 in (6 mm) ID, 25 ft (7.62 m) long polyurethane tubing.
- 15G093 G15 Gun Flush Box Insert**
Insert for use with Gun Flush Box 244105 and G15 Spray Guns.
- 15G346 G40 Gun Flush Box Insert**
Insert for use with Gun Flush Box 244105 and G40 Spray Guns.
- 249140 HVLP Verification Kit**
Use to check air cap air pressure at various air supply air pressures. Do not use for actual spraying.
- 249598 Unclogging Needle Kit**
Kit includes picks for unclogging gun tip.
- 101892 Gun Brush**
Use to clean the gun.
- 15C161 Ultimate Gun Cleaning Kit**
Kit includes brushes and tools for gun maintenance.

Technical Specifications

Maximum Working Fluid Pressure Model G15: 1500 psi (10 MPa, 105 bar)
Model G40: 4000 psi (28 MPa, 280 bar)

Maximum Working Air Pressure. 100 psi (0.7 MPa, 7 bar)

Maximum Working Fluid Temperature 110°F (43°C)

Fluid Inlet 1/4-18 npsm*

Air Inlet 1/4-18 npsm (R1/4-19) compound male thread**

Gun Weight 16 oz (450 grams)

Sound Pressure at 20 psi (140 kPa, 1.4 bar) 66.9 dB(A)

Gun Body Forged Aluminum

Fluid Filter 100 mesh

Trigger Pull 3.9 lb

Wetted Parts Stainless Steel, Carbide, Ultra High Molecular Weight Polyethylene, Acetal, PTFE, nylon

Instruction Manual 3A0149

*Optional swivel fitting available
**Optional quick-disconnect available

Spray Tip Selection Chart

AAM and GG4 Spray Tip Selection Chart

- AAM Tips: Fine Finish Tips recommended for high finish quality applications at low and medium pressures.
- GG4 Tips: High Wear Industrial Tips recommended for high pressure applications.

Do not use tips marked with ‡ for Model G15 guns (24C853 or 24C854).

All tips in the Spray Tip Selection Chart can be used with Model G40 guns. Use tips marked with ‡ for Model G40 guns only.

Order desired tip (part no. AAMxxx or GG4xxx) from matrix below. xxx = 3 digit number below Maximum Pattern Width. (Example: AAM409)

Orifice Size in (mm)	*Fluid Output, fl oz/min (lpm)		Maximum Pattern Width at 12 in (300 mm)								
	at 600 psi (4.1 MPa, 41 bar)	at 1000 psi (7.0 MPa, 70 bar)	2 to 4 (100)	4 to 6 (150)	6 to 8 (200)	8 to 10 (250)	10 to 12 (300)	12 to 14 (350)	14 to 16 (400)	16 to 18 (450)	18 to 20 (500)
† 0.007 (0.178)	4.0 (0.1)	5.2 (0.15)	◆107	207	307						
† 0.009 (0.229)	7.0 (0.2)	9.1 (0.27)	109	209	309	409	509				
† 0.011 (0.279)	10.0 (0.3)	13.0 (0.4)	111	211	311	411	511	611	◇711		
0.013 (0.330)	13.0 (0.4)	16.9 (0.5)		213	313	413	513	613	713		
0.015 (0.381)	17.0 (0.5)	22.0 (0.7)		215	315	415	515	615	715	815	
0.017 (0.432)	22.0 (0.7)	28.5 (0.85)		217	317	417	517	617	717	817	917
0.019 (0.483)	28.0 (0.8)	36.3 (1.09)		219	319	419	519	619	719	819	919
0.021 (0.533)	35.0 (1.0)	45.4 (1.36)			321	421	521	621	721	821	921
‡ 0.023 (0.584)	40.0 (1.2)	51.9 (1.56)				423	523	623	723		923
‡ 0.025 (0.635)	50.0 (1.5)	64.8 (1.94)				425		625	725	825	◆925
‡ 0.027 (0.686)	58.5 (1.7)	75.8 (2.27)					527	627		827	
‡ 0.029 (0.737)	68.0 (1.9)	88.2 (2.65)						629			
‡ 0.031 (0.787)	78.0 (2.2)	101.1 (3.03)				431		631			
‡ 0.033 (0.838)	88.0 (2.5)	114.1 (3.42)						633		◆833	
‡ 0.035 (0.889)	98.0 (2.8)	127.1 (3.81)				435					
‡ 0.037 (0.940)	108.0 (3.1)	140.0 (4.20)							737		
‡ 0.039 (0.991)	118.0 (3.4)	153.0 (4.59)					539	639		839	

*Tips are tested in water

† Tip sizes include a 150 mesh tip filter

◆ GG4 tips only

◇ AAM tip only

‡ Do not use these tips with Model G15 guns (24C853 and 24C854)

AAF Fine Finish Pre-Orifice Spray Tips Selection Chart

Recommended for high finish quality applications at low and medium pressure. AAF tips have a pre-orifice which assists in atomizing shear thinning materials, including waterborne and lacquers. Order desired tip (part no. AAFxxx) from matrix below.

Orifice Size in (mm)	*Fluid Output, fl oz/min (lpm)		Maximum Pattern Width at 12 in (305 mm)					
	at 600 psi (4.1 MPa, 41 bar)	at 1000 psi (7.0 MPa, 70 bar)	4 to 6 (150)	6 to 8 (200)	8 to 10 (250)	10 to 12 (300)	12 to 14 (350)	14 to 16 (400)
0.009 (0.228)	7.0 (0.20)	8.5 (0.25)	208	308	408			
0.011 (0.279)	9.5 (0.28)	12.5 (0.37)	210	310	410	510	610	710
0.013 (0.330)	12.0 (0.35)	16.0 (0.47)	212	312	412	512	612	712
0.015 (0.381)	16.0 (0.47)	21.0 (0.62)			414	514	614	714
0.017 (0.432)	20.0 (0.59)	26.5 (0.78)			416	516	616	716

*Tips are tested in water



ABOUT GRACO

PROVEN QUALITY. LEADING TECHNOLOGY.

Founded in 1926, Graco is a world leader in fluid handling systems and components. Graco products move, measure, control, dispense and apply a wide range of fluids and viscous materials used in vehicle lubrication, commercial and industrial settings.

The company's success is based on its unwavering commitment to technical excellence, world-class manufacturing and unparalleled customer service. Working closely with qualified distributors, Graco offers systems, products and technology that set the quality standard in a wide range of fluid handling solutions. Graco provides equipment for spray finishing, protective coating, paint circulation, lubrication, and dispensing sealants and adhesives, along with power application equipment for the contractor industry. Graco's ongoing investment in fluid management and control will continue to provide innovative solutions to a diverse global market.

GRACO LOCATIONS

MAILING ADDRESS

P.O. Box 1441
Minneapolis, MN 55440-1441
Tel: 612-623-6000
Fax: 612-623-6777

AMERICAS

MINNESOTA

Worldwide Headquarters
Graco Inc.
88-11th Avenue N.E.
Minneapolis, MN 55413

EUROPE

BELGIUM

European Headquarters
Graco N.V.
Industrieterrein-Oude Bunders
Slakweidestraat 31
3630 Maasmechelen,
Belgium
Tel: 32 89 770 700
Fax: 32 89 770 777

ASIA PACIFIC

AUSTRALIA

Graco Australia Pty Ltd.
Suite 17, 2 Enterprise Drive
Bundoora, Victoria 3083
Australia
Tel: 61 3 9468 8500
Fax: 61 3 9468 8599

CHINA

Graco Hong Kong Ltd.
Shanghai Representative Office
Building 7
1029 Zhongshan Road South
Huangpu District
Shanghai 200011
The People's Republic of China
Tel: 86 21 649 50088
Fax: 86 21 649 50077

INDIA

Graco Hong Kong Ltd.
India Liaison Office
Room 443, Augusta Point
Regus Business Centre 53
Golf Course Road
Gurgaon, Haryana
India 122001
Tel: 91 124 435 4208
Fax: 91 124 435 4001

JAPAN

Graco K.K.
1-27-12 Hayabuchi
Tsuzuki-ku
Yokohama City, Japan 2240025
Tel: 81 45 593 7300
Fax: 81 45 593 7301

KOREA

Graco Korea Inc.
Shinhan Bank Building
4th Floor #1599
Gwanyang-Dong, Dongan-Ku,
Anyang-si, Korea 431-060
Tel: 82 31 476 9400
Fax: 82 31 476 9801

SALES/ DISTRIBUTION/ SERVICE

Call today for product information or to request a demonstration.

877-84GRACO (1-877-844-7226) or visit us at www.graco.com.

Graco Inc. is registered to I.S. EN ISO 9001

North America
Customer Service
800-328-0211
Fax 877-340-6427

