

RAPTOR™ G2 JNR




3000
PSI

11
L/PM

HONDA GX200
PETROL
ENGINE TYPE
POWERED by HONDA.

DIRECT
3400RPM
DRIVE

COLD
WATER
OUTPUT



HERO INNOVATIONS



PEXO™
Stainless Steel Exoskeleton



AFW™
4 x Anti Flat Wheels



AVPS™
Anti Vibration Protection System



ETL™
Engineered Top Lifting Lug

APPLICATIONS



Agriculturist




Domestic Cleaning



Light Work Tradesmen



Light Work Commercial Cleaners



STANDOUT FEATURES



JW® Enhanced AR triplex pump delivers better performance and longevity.



Industrial Honda™ GX200 pull start series engine that delivers performance and reliability.



Jetwave Safety System™ (JSS) thermal and safety valve to prevent overheating in excessive bypass and over pressurisation.



Soft grip handle ergonomic and compact.



DIY water filter and tie down points for a secure transportation.



Tool free dual M22 screw hose coupling system.

STANDARD EQUIPMENT

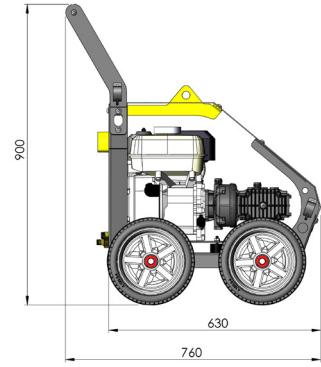
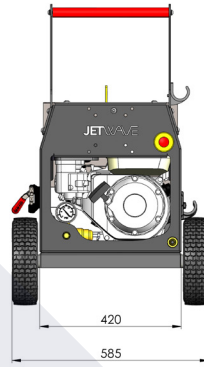


J5000™ High Pressure Gun + single lance with vario head nozzle.



15m Double Wire Braid Hose with M22 Couplings.

DIMENSIONS (MM)



TECHNICAL DATA 0:00

RAPTOR™ G2 JNR

Product Code	CW3000-11PX-G2
Pressure / Flow Rate	3000PSI (200 BAR) / 11 L/PM
Max Inlet Temp	60C°
Class (ASNZS: 4223)	A (2,200 Bar/Litres)
Usage Frequency	Semi Professional: 1-3 Hours a Day/Weekly
Nozzle Size	O3
Frame Structure	CNC Modular galvanised steel chassis, plus satin powder coat finish and stainless steel cover

MOTOR FEATURES

Engine / Power	Honda™ GX200 Pull Start (air cooled) 6.5HP / 200cc
Fuel Type / Capacity / Protection	Unleaded / 3.1L / Low Oil Shutdown

HYDRAULIC FEATURES

Pump / Head / Pistons	JW® AR Triplex Plunger / Brass (Nickle Plated) / Ceramic
Motor Pump Coupling / Pump RPM	Direct Drive / 3400RPM
Unloader Valve	Banjo bolt on
Safety Valve	Yes
Detergent Injector	Yes - Downstream low pressure

DIMENSIONS & WEIGHT

Machine Dimensions / Weight	760mm(L) x 585mm(W) x 900mm(H) / 55KG
-----------------------------	---------------------------------------

WARRANTY(S)

Unit / Pump Warranty*	 2 Years
Engine Warranty*	 3 Years

OPTIONAL ACCESSORIES

30m Hose Reel	1060CMPL
Additional High Pressure Hose	52001
JW3 Foaming Lance w/1L Tank	JWA221
Turbo Head w/Lance (300BAR)	JWA160
15" Hammerhead - Plastic	JWA-FSC15-CMPL

OPTIONAL UPGRADES

Wheel Brake System Kit	TOL8075
Engine Hour Meter	JWA-WBS

The manufacturer reserves the right to modify design features and technical facts without notice, due to our principals of continuous improvement.
*Coverage against defects in material and workmanship (refer to Jetwave's and component partners T&Cs).

V2.3 01/22