

# SENATOR™ G2D CUBE




**4000 - 5075**  
275-350 BAR  
**PSI**

**20 - 31**  
**L/PM**





**KOHLER**  
**LIQUID COOLED**  
**DIESEL**  
**ENGINE TYPE**  
KOHLER Diesel

**200L**  
**WATER TANK**  
**CAPACITY**



**A FRAME**  
**HOSE REELS**




## HERO INNOVATIONS







-  **TURN KEY SOLUTION**  
Quality assured and ready to work
-  **PURPOSE BUILT**  
Built for high pressure water equipment
-  **AUSTRALIAN MADE**  
Made for tough Australian conditions
-  **FORKLIFT POCKETS**  
Integrated mounting points
-  **STANDARD SIZE**  
To fit many types of setups

## APPLICATIONS

-  Portable High Pressure Cleaning
-  Truck, Ute & Trailer Mounting



## STANDOUT FEATURES

-  Skid design with integrated forklift pockets and mounting points.
-  'Standard' pallet size to fit most, utes, trucks, vans & trailers.
-  Galvanised construction then powdered coated.
-  On-board 200L water tank, with low level water cut out protection and high flow inlet float valve.
-  All in one solution ready to mount and work.
-  Industrial A-Frame high & low pressure hose reels, 30m high pressure hose & 30m inlet feed hose fitted.

## STANDARD EQUIPMENT



A-Frame Low Pressure Reel + 30m 3/4" Low Pressure Inlet Hose  
A Frame High Pressure Reel + 30m 3/8" Non Marking Double Wire Braid Hose w/M22 Couplings  
Double Stack Hose Reel Kit

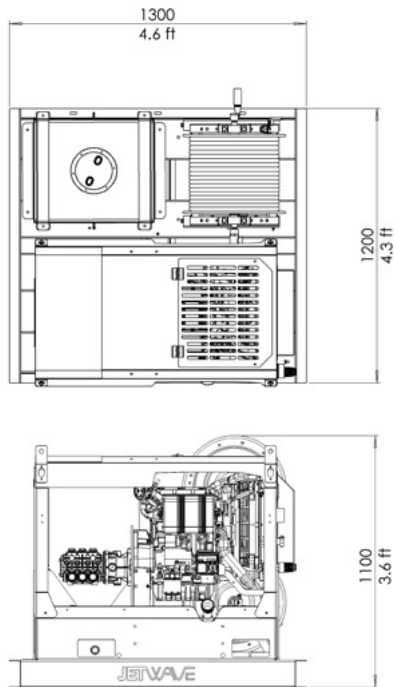


200L On-board Water Cartage Tank & Float Valve w/Low Level Cut Out



Senator G2D Machine w/J5500K Gun, Lance and nozzle accessories.

## DIMENSIONS (MM)



## SKID FEATURES

## SENATOR™ G2D CUBE

Product Codes	CW4000-20DG2CUBE   CW4000-31DG2CUBE   CW5000-23DG2CUBE
Origin	Made in Australia
Material Finish	CNC modular skid galvanised steel chassis plus satin powder coat finish

## WATERTANK FEATURES

Origin	Made in Australia
Tank Fill Lid	Y
UV Stabilised	Y
Tank Capacity	1000L
Material	Polyethylene



## DIMENSIONS & WEIGHT

Total Dimensions	1300mm(L) x 1200mm(W) x 1100mm(H)
Total Weight (approx.)	580KG (dry) / 765KG (wet)

## HOSE REELS

Type	2 x Apache A-Frame w/double stack kit
Capacity	Upto 100m of 3/8" High Pressure Hose

## WARRANTY(S)

Mounting Skid Warranty	 1 Years
Water Tank Warranty	 5 Years

## OPTIONAL UPGRADES

Add 30m High Pressure Hose (Total 60m)	52001-ADD30M
Add 70m High Pressure Hose (Total 100m)	52001-ADD70M
Apache A-Frame Hose Reel Guides	2100463
12v Rewind & Variable Speed Controller Kit	103166-CMPL

Copyright © 2024 Jetwave® Group Pty Ltd. All Rights Reserved.

The manufacturer reserves the right to modify design features and technical facts without notice, due to our principals of continuous improvement.  
\*Coverage against defects in material and workmanship (refer to Jetwave's and component partners T&Cs).

V4.0 07/24