

BANLAW REFUELLING
BFV225 Series Tank Vents – 3µm Filtration

Thankyou for purchasing this high quality Banlaw product. Please read through and understand the information in this Product Data Sheet BEFORE installation or operation of the product to avoid potential health safety & environment (HS&E) risks or property damage.



Figure 1 - BFV225A Tank Vent

1 PRODUCT DESCRIPTION


The Banlaw BFV225 series Tank Vents are typically used as part of the Banlaw dry-break diesel refuelling system. These vents incorporate a 3µm (abs.) air filter to remove airborne particles from airflow entering the tank via the vent. Filtered vents are recommended on fuel tanks onboard modern diesel powered equipment to comply with OEM requirements.


For more detailed and important information please refer to the following key Banlaw documents [prior](#) to installation of this product;


- **EBL-34**; Banlaw Tank Vents – IOM Manual.

This product is subject to patents and patents pending. Please refer to www.banlaw.com for details.

2 CRITICAL RESTRICTIONS ON THE USE OF THIS PRODUCT

	<ol style="list-style-type: none"> 1. Banlaw products are unsuitable for use with a fluid (or substance) whose properties may affect the safety, function or reliability of the product. Please consult with Banlaw to confirm fluid compatibility if in doubt. 2. Banlaw products containing external aluminium are typically unsuitable for use within an underground coal mine, or otherwise within an area where the use of external aluminium components (or other materials within this product) are prohibited for use in such areas in accordance with all applicable governances.
---	---

	<ol style="list-style-type: none"> 1. Unless noted otherwise, a Banlaw Tank Vent has not been assessed or subsequently certified under governances that may apply to certain applications of this product. End-users shall perform a due diligence assessment of the governances relevant to any proposed application to ensure suitability of use. Such governances may include; Regulations, Standards, Codes, Guidelines, Industry and Regional requirements, etc. 2. Banlaw Tank Vents have not been designed, tested, certified or approved for use; <ol style="list-style-type: none"> a. With flammable substances. b. With compressible fluids, e.g. gases. c. On <i>bulk</i> storage tanks designed under governances such as AS1692, API 620, API 650, etc. d. As a certified “safety device” to provide effective protection against the internal or external over-pressurisation of a tank. e. Onboard <i>bulk</i> onroad or rail tankers. f. Onboard road vehicles, e.g. prime movers (trucks). g. Onboard aircraft, marine or military plant equipment. h. As an effective means of “anti-spill” roll-over protection for tanks. 3. Applications <i>requiring</i> CE, API, UL, ULc or some other approval under which a Banlaw Vent does <i>not</i> comply. 4. The spring-biased normally closed check valves within the BFV225 series Vents have a “crack” pressure of approx. 3-4kPa. As such the tank(s) – including the ullage (vapour) space - onto which this Vent is installed <i>may be subjected to a residual positive or negative (vacuum) pressure after tank refuelling or decanting.</i> Care should be taken when opening tank hatches, inspection covers and other ports to avoid potential risks as a result of this residual pressure or vacuum.
---	--

	<p>Banlaw diesel refuelling products are unsuitable for use with AdBlue (DEF).</p>
---	--

When used in accordance with Banlaw operating and maintenance procedures in a safe and proper manner, and within all Banlaw specifications, the Banlaw dry-break refuelling system does not require the CE marking under the EU Pressure Equipment Directive (PED) 97/23/EC.

3 PRODUCT SPECIFICATIONS

Specification	Vent Part Number			
	BFV225A BFV225A-CT	BFV225A-L BFV225A-L-CT	BFV225C BFV225C-CT	BFV225C-L BFV225C-L-CT
Integral Pressure Relief Valve Setting kPa (psi)	110kPa (16psi)	49kPa (7psi)	110kPa (16psi)	49kPa (7psi)
Max Air Flow Rate LPM (GPM)	800LPM (211GPM) – per (1 off) vent			
Operating Temp. Range °C (°F)	“Standard”; -10°C (14 °F) to 55°C (131°F) “Arctic”(-CT); -51°C (-60 °F) to 55°C (131°F)			
Compatible Fluid Types	Automotive Diesel Fuels, Industrial Oils, Coolants			
Principal Material Composition	Aluminium, Viton, Steel, Brass, Polypropylene, Fluorosilicone			
Process Connection (top of tank)	2” NPT (M)			
Vent Outlet (exhaust port)	¾” NPT (F) or 1-1/4” Suction Hose & Clamp			
Residual Tank Pressure/Vacuum [#]	Approx. 3-4kPa (0.5psi)			
Spare Parts	Refer section 5			
Installation tool(s)	76mm Spanner or Adjustable Tool			

Table 1 - Principal Product Specifications

Note; [#] Refer “Caution” notes on page 2.

4 INSTALLATION GUIDE

Please refer to Banlaw document EBL-34 for important **pre-installation** and **installation** requirements **prior** to install of this Vent.

The Banlaw BFV225 series Vent is designed to be mounted to the top of the fuel tank using a 2” NPT half-socket. Thread sealant is strongly advised to ensure a sealed threaded connection. The vent body should only be tightened using a 76mm spanner or equivalent on the hex fitting at its base. DO NOT OVERTIGHTEN.

The Banlaw BFV225 series tank vents are only designed for certain (specific) tank venting applications. Please refer to the separate Banlaw reference documents (including EBL-34) for more detailed information. Failure to comply with all necessary requirements may introduce unacceptable health, safety and environmental risks in addition to potential damage to the tank or other equipment.

5 MAINTENANCE AND SPARE PARTS

The Banlaw Ultra-Fine Filtered Vent incorporates the following serviceable features (Table 2). No attempt shall be made to modify, repair or tamper with the Vent other than fitting these genuine Banlaw spare parts.

Banlaw Part Number	Description
BFV225-KIT	Replacement Filter Element Kit
BFV225-112	Replacement Filter Condition Indicator (includes Nipple)

Table 2 - Genuine Banlaw Spare Parts

Use only genuine Banlaw replacement parts. The use of non-genuine parts will void any warranty claim and may cause malfunction or poor performance of the vent and introduce safety and equipment hazards.

The filter condition indicator on the vent should be checked regularly, and the filter element replaced as indicated (refer Figure 2) or otherwise when required – i.e. each scheduled maintenance period. Preferably the filter element should be replaced **prior** to the Filter Indicator bar displaying “red”. Failure to replace the element as required will restrict the “free” movement of air into the tank, which may introduce certain issues such as excessive (internal) vacuum applied to the tank and poor diesel engine performance.

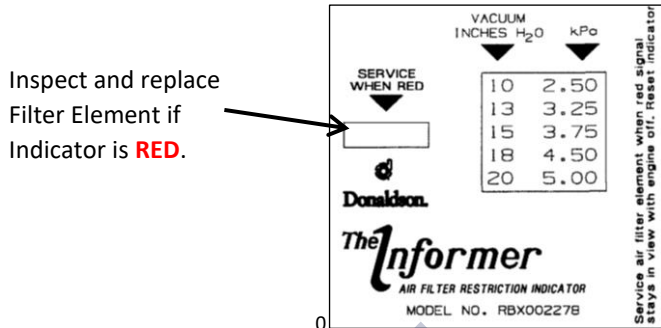


Figure 2 - Filter Condition Indicator Display

6 OPTIONAL ACCESSORIES

The Banlaw Ultra-Fine Filtered Vent does not require any accessories, however attaching a suitable breather hose to the vent outlet (exhaust) to direct the tank exhaust vapours (or fuel overflows) to a safe discharge point is recommended to avoid potential hazards such as ignition of the fuel or vapour, human exposure to fuel and vapour, and environmental damage.

END OF DOCUMENT

BANLAW OFFICES

AUSTRALIA / PACIFIC		AMERICAS / INTERNATIONAL	
HEAD OFFICE	WESTERN AUSTRALIA	NORTH AMERICA	
Phone +61 2 4922 6300	Phone +61 8 9209 1351	Phone 1 385 259 0456	
Fax +61 2 4920 6171	Fax +61 8 9209 1616	Email americasales@banlaw.com	
Email sales@banlaw.com	Email sales@banlaw.com	537 West 600 South #800	
19 Metro Court	1/16 Oxleigh Drive	Salt Lake City	
Gateshead NSW 2290	Malaga WA 6090	Utah 84101	
Australia	Australia	USA	

Website – www.banlaw.com