







APACHE A-FRAME | 50m | 100m | 150m | SS100m



The **Jetwave**® heavy duty **A-Frame** hose reel is a industrial reel designed to hold up to either 50m, 100m or 150m of (3/8") hose increasing user utility and safety to complete your high pressure washer package, also available in stainless steel 100m capacity.

STANDOUT FEATURES

-  Stable A-Frame design with one-piece welded drum.
-  Durable high gloss powder coat finish. Stainless steel option available.
-  Switch-able swivel / handle
-  Extra heavy duty 6-point locking pin and adjustable friction brake.
-  High flow stainless steel 5075PSI swivel with Parker Viton O-Rings.
-  Dual heavy duty sealed axle ball bearing design with stainless steel hardware.

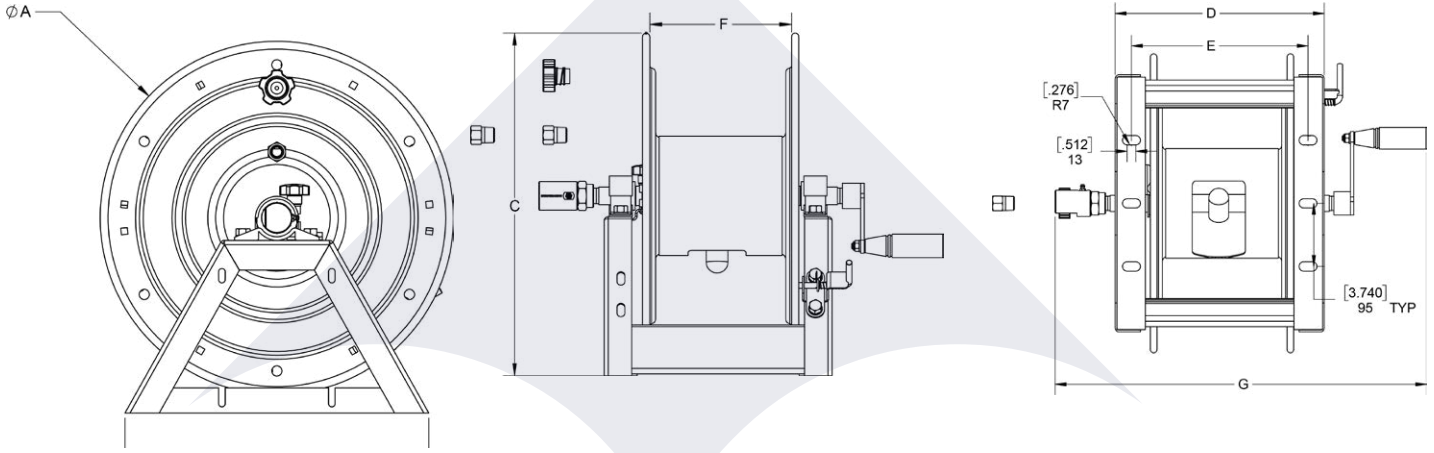
| PRODUCT CODE | MAX HOSE CAPACITY (M) | WORKING PRESSURE | | FLOW RATE L/PM | MAX TEMP (C°) | INLET (SWIVEL SIDE) | OUTLET (INNER HUB) |
|--------------|-----------------------|------------------|-----|----------------|---------------|-----------------------------------|-----------------------------------|
| | | PSI | BAR | | | | |
| JWA060 | 50m of 3/8" | 5080 | 350 | Up to 41 | 150 | 3/8" NPT F (adapter) & 1/2" NPT F | 3/8" NPT F (adapter) & 1/2" NPT F |
| JWA120 | 100m of 3/8" | 5080 | 350 | Up to 41 | 150 | 3/8" NPT F (adapter) & 1/2" NPT F | 3/8" NPT F (adapter) & 1/2" NPT F |
| JWA120SS | 100m of 3/8" | 5080 | 350 | Up to 41 | 150 | 3/8" NPT F (adapter) & 1/2" NPT F | 3/8" NPT F (adapter) & 1/2" NPT F |
| JWA150 | 140m of 3/8" | 5080 | 350 | Up to 41 | 150 | 3/8" NPT F (adapter) & 1/2" NPT F | 3/8" NPT F (adapter) & 1/2" NPT F |

The manufacturer reserves the right to modify design features and technical facts without notice, due to our principals of continuous improvement.


V2.3 04/22



APACHE A-FRAME | 50m | 100m | 150m | SS100m



| | Dimensions (mm) | | | | | | | Weight (kg) |
|----------|-----------------|-----|-------|-----|-----|-----|-----|-------------|
| | A | B | C | D | E | F | G | |
| JWA060 | 450 | 387 | 473.6 | 315 | 264 | 196 | 558 | 19 |
| JWA120 | 450 | 387 | 473.6 | 445 | 394 | 326 | 688 | 20 |
| JWA120SS | 450 | 387 | 473.6 | 445 | 394 | 326 | 688 | 20 |
| JWA150 | 450 | 387 | 473.6 | 585 | 539 | 466 | 829 | 22 |



OPTIONALS

CODE

| | |
|--|-------------|
| DOUBLE STACKED KIT | JWA-120-DSK |
| 3M LEADER HOSE | JWA065 |
| HOSE REEL GUIDES SUIT JWA060 | 2100462 |
| HOSE REEL GUIDES SUIT JWA120 | 2100463 |
| HOSE REEL GUIDES SUIT JWA150 | 2100503 |
| APACHE A FRAME REEL CART | 2100465 |
| 12V REWIND KIT | 103166 |
| 12V DC VARIABLE SPEED CONTROLLER SUIT REWIND KIT | JWA12VSC12V |

The manufacturer reserves the right to modify design features and technical facts without notice, due to our principals of continuous improvement.

*Coverage against defects in material and workmanship (refer to Jetwave's and component partners T&Cs).

V2.3 04/22

