


PRODUCT INFORMATION

How to extend the life of your Engine Crane


9 Top Tips

to extend the life of your TQB BRANDS 1001T Engine Crane

- 1** Ensure all assembly bolts and fasteners are positioned correctly and tightened before use.



- 2** Regularly lubricate all castors and wheels for ease of movement once loaded.

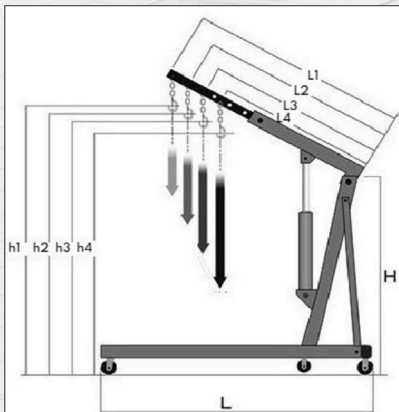


- 3** Using an engine crane once assembled starts with a two-step process, first consult the vehicle manufacturer for load weights then step two, consult the TQB Brands Engine Crane Owner's Manual for correct load jib positioning prior to loading the engine crane.




* Overloading can cause serious damage to crane components and or injury to operator.

Dimensions	
W1	250kg
W2	500kg
W3	750kg
W4	1,200kg
h1	2300mm
h2	2170mm
h3	2025mm
h4	1890mm
L1	1580mm
L2	1405mm
L3	1220mm
L4	1040mm
L(mm)	1660mm
H (mm)	1485mm



- 4** Off centre loading and unbalanced loads or loads that mount outside of the crane's footprint can cause tipping over of the crane.

Where a combined engine/gearbox extraction and installation is required, we recommend using the shortest position of the jib to decrease risk of tipping.



- 5** Use the jib settings to create a balanced load within the footprint of the crane. Load should always remain within the footprint of the crane to ensure stable manoeuvring and prevent potential forward tipping of the load and crane.

Best Practice Example
where a 300kg load should be raised within the cranes footprint for best stability



- 6** Correct storage is vital to the longevity of the cranes ram.

Always store the crane with the ram fully retracted to prevent corrosion and contamination ingress.



- 7** During transport it is possible air has become trapped in the hydraulic system, causing poor lifting performance.

Bleed any air from the system by fully opening the release valve (turn handle counter clockwise as shown), then while holding the boom down, operate pump handle rapidly several times.

- 8** Read the user's Manual thoroughly and keep a copy easily accessible.

- 9** Visit our webpage www.tqbbrands.com.au for instructional & pre-start videos.