

Periodic maintenance is essential for the efficient operation of Manual Trolley Jacks. Lack of maintenance & lubrication can cause severe wear, premature failure, and or additional strain on the hydraulic ram.

We recommend the steps outlined below should be part of a minimum 3-month regular service depending on your frequency of use.

Maintenance Guide

1. Front load bearing wheels and axles should be cleaned using an aerosol degreaser and after drying should be lubricated with a Light Bearing Grease or 30/40W Machine Oil to ensure long life, prevent premature wear and provide smooth rotation during lift operation. Refer Trolley Jack Lubrication Guide.




2. Wheels Castor axles and bearing races should be cleaned using an aerosol degreaser and after drying lubricated with a Light Bearing Grease or 30/40W Machine Oil to ensure long life and prevent premature wear and provide smooth rotation during positioning and lifting.




3. Clean the handle socket, handle spigot and inner square drive with an aerosol degreaser then once dry lubricate all three with a Light Bearing Grease to provide smooth operation from raise to release position.



4. The handle socket pivots and bolts should be cleaned using an aerosol degreaser and after drying should be lubricated with 30w/40w oil to prevent premature wear of the handle socket pivot bolts.




5. Pump piston roller shaft and Pump piston top caps should be cleaned using an aerosol degreaser and after drying should be Lubricated with 30W/40W oil or light bearing grease to ensure smooth operation under load.



6. The Main Fulcrum Pivot should be cleaned using an aerosol degreaser and after drying should be lubricated with a Light Bearing Grease via the Grease Nipple until grease comes out at the shaft ends.



7. All lower lift arm pivots and pins in all linkages should be cleaned using an aerosol degreaser and after drying should be lubricated with a Light Bearing Grease or 30/40W Machine Oil to ensure long life and prevent premature wear.



8. All upper Lift Arm Pivots and Load Cap should be cleaned using an aerosol degreaser and after drying should be lubricated with a 30W/40W oil to ensure long life and prevent premature wear.



9. The Release mechanism Universal Joint should be cleaned using an aerosol degreaser and after drying should be lubricated with a light bearing grease to ensure long life and prevent premature wear.



At this point your TradeQuip 2906T Trolley Jack should be ready for service.

